

**MINUTES
BUDGET AND PERSONNEL
REGULAR MEETING
TUESDAY, NOVEMBER 9TH, 2021
5:30 P.M.**

THE BUDGET AND PERSONNEL COMMITTEE MET IN REGULAR SESSION IN THE COUNCIL CHAMBER AT 12 NORTH ROWE STREET, PRYOR, OKLAHOMA AT THE ABOVE DATE AND TIME.

Committee Members: Briana Brakefield, Choya Shropshire, Yolanda Thompson, Randy Chitwood (alt.)

1. CALL MEETING TO ORDER.

The meeting was called to order at 5:30 p.m. by Briana Brakefield. Members present: Briana Brakefield, Choya Shropshire and Yolanda Thompson. Members absent: none.

Others present: Police Chief Dennis Nichols, Police Captain Kevin Tramel, Animal Control Officer Becki Sams-Benham, Emergency Management Director Johnny Janzen and Terry Aylward.

2. DISCUSS, POSSIBLY APPROVE THE MINUTES OF THE OCTOBER 12TH, 2021 REGULAR MEETING.

Motion was made by Shropshire, second by Thompson to approve the minutes of the October 12th, 2021 regular meeting. All voted yes.

3. PETITIONS FROM THE AUDIENCE.

There were no petitions.

4. MAYOR'S REPORT.

a. Tax Reports.

Mayor was unable to attend, but Brakefield reported that the tax numbers still look good.

b. Review of Financial Status.

No report.

5. DISCUSSION AND POSSIBLE ACTION REGARDING A RECOMMENDATION TO CITY COUNCIL THAT THE ANNUAL CONTRACTED WAGE PAID FROM CITY OF PRYOR CREEK TO JOHNNY JANZEN, DIRECTOR OF MAYES COUNTY EMERGENCY MANAGEMENT, BE INCREASED FROM \$15,996.00 PER YEAR TO \$20,000.00 PER YEAR RETROACTIVE TO OCTOBER 1, 2021, FROM CEM SALARIES ACCOUNT #02-225-5011. THIS SATISFIES NEW 2021-2022 (FY, OCT-SEPT) REQUIREMENTS OF THE \$10,000.00 EMERGENCY MANAGEMENT PERFORMANCE GRANT (EMPG) WHICH IS AWARDED ANNUALLY TO CITY OF PRYOR CREEK.

Motion was made by Thompson, second by Shropshire to recommend Council action regarding the annual contracted wage paid from City of Pryor Creek to Johnny Janzen, Director of Mayes County Emergency Management, be increased from \$15,996.00 per year to \$20,000.00 per year retroactive to October 1, 2021, from CEM Salaries Account #02-225-5011. This satisfies new 2021-2022 (FY, Oct-Sept) requirements of the \$10,000.00 Emergency Management Performance Grant (EMPG) which is awarded annually to City of Pryor Creek. It was stated that this is a new requirement to receive this grant. All voted yes.

6. DISCUSS, POSSIBLY RECOMMEND COUNCIL ACTION REGARDING FILLING THE TWO VACANT PATROLMAN POSITIONS AT THE PRYOR CREEK POLICE DEPARTMENT AT RANGE J, STEP 2 (ANNUAL WAGE - \$43,561.00). BOTH OFFICERS ARE CLEET CERTIFIED. TO BE PAID FROM POLICE SALARIES ACCOUNT #02-215-5011.

Motion was made by Shropshire, second by Thompson to recommend Council action regarding filling the two vacant patrolman positions at the Pryor Creek Police Department at Range J, Step 2 (annual wage - \$43,561.00). Both officers are CLEET Certified. To be paid from Police Salaries Account #02-215-5011. Nichols stated that they do not have candidates ready to hire yet, but as soon as they do, they will take them on to Council. All voted yes.

7. DISCUSS, POSSIBLY RECOMMEND COUNCIL ACTION REGARDING FILLING THE TWO VACANT DISPATCH POSITIONS AT THE PRYOR CREEK POLICE DEPARTMENT AT RANGE R, STEP 2 (ANNUAL WAGE - \$36,158.00). TO BE PAID FROM POLICE SALARIES ACCOUNT #02-215-5011.

Motion was made by Thompson, second by Shropshire to recommend Council action regarding filling the two vacant dispatch positions at the Pryor Creek Police Department at Range R, Step 2 (annual wage - \$36,158.00). To be paid from Police Salaries Account #02-215-5011. Nichols informed them that they have now lost another dispatcher, so they are actually three short. All voted yes.

8. UNFORESEEABLE BUSINESS. (Any matter not reasonably foreseen prior to posting agenda.)

Chief Nichols took this opportunity to inform the committee that the Police Department was awarded the domestic violence grant again. The amounts have been cut for everyone, but they did receive \$91,000.00.

9. ADJOURN.

Motion was made by Thompson, second by Shropshire to adjourn at 5:35 p.m. All voted yes.

Sales Tax Totals

City of Pryor Creek, OK

	2019	2020	2021	2022	2023	2024	2025
January	\$ 751,820.11	\$ 750,055.85	\$ 763,166.19				
February	\$ 705,422.56	\$ 747,343.85	\$ 784,577.85				
March	\$ 692,054.30	\$ 673,114.50	\$ 758,530.01				
April	\$ 707,734.29	\$ 769,552.84	\$ 805,283.96				
May	\$ 716,194.09	\$ 830,287.14	\$ 888,357.25				
June	\$ 778,619.10	\$ 931,868.08	\$ 871,739.01				
July	\$ 762,210.98	\$ 883,069.62	\$ 858,434.01				
August	\$ 772,969.72	\$ 874,325.09	\$ 815,988.59				
September	\$ 797,162.40	\$ 778,537.41	\$ 846,481.64				
October	\$ 791,341.32	\$ 743,529.37	\$ 836,959.44				
November	\$ 729,869.64	\$ 761,329.87	\$ 857,087.62				
December	\$ 752,605.85	\$ 793,356.56	\$ 828,875.55				
Total	\$8,958,004.36	\$ 9,536,370.18	\$ 9,915,481.12	\$ -	\$ -	\$ -	\$ -

FISCAL YEAR

	FY 2019-2020	FY 2020-2021	FY 2021-2022	FY 2022-2023	FY 2023-2024	FY 2024-2025	FY 2025-2026
July	\$ 762,210.98	\$ 883,069.62	\$ 858,434.01				
August	\$ 772,969.72	\$ 874,325.09	\$ 815,988.59				
September	\$ 797,162.40	\$ 778,537.41	\$ 846,481.64				
October	\$ 791,341.32	\$ 743,529.37	\$ 836,959.44				
November	\$ 729,869.64	\$ 761,329.87	\$ 857,087.62				
December	\$ 752,605.85	\$ 793,356.56	\$ 828,875.55				
January	\$ 750,055.85	\$ 763,166.19					
February	\$ 747,343.85	\$ 784,577.85					
March	\$ 673,114.50	\$ 758,530.01					
April	\$ 769,552.84	\$ 805,283.96					
May	\$ 830,287.14	\$ 888,357.25					
June	\$ 931,868.08	\$ 871,739.01					
Total	\$ 9,308,382.17	\$ 9,705,802.19	\$ 5,043,826.85	\$ -	\$ -	\$ -	\$ -


[Home](#)

City Sales Tax Deposit Letter

- Choose a year and month, and click 'Search'.
- Results include all counties. To display a single county, enter the county.
- The past 3 years of data is available for searching. For data older than 3 years view [Archived Data](#).

For Treasurers:

Funds have been electronically transferred to your bank account, effective the date shown, for your city's tax collections received by the Oklahoma Tax Commission during the previous month.

This payment represents taxes collected during the previous month and may include interest, penalty, and delinquent remittances due from an earlier month.

If there are any questions concerning this payment, please call or write Dave Francis, (405) 522-6600, Account Maintenance Division, Oklahoma Tax Commission.

Year	2021	▼
Month	12. December	▼
Entity	4909 - Pryor	▼

[Export](#)

Effective Date	Tax, Penalty & Interest	Refunded	Suspended	Retention	Interest	Total
09-Dec-2021	832,734.98	0.00	0.00	4,163.67	304.24	828,875.55
	832,734.98	0.00	0.00	4,163.67	304.24	828,875.55

Data is updated each business day



Tax Commission

Follow Us

[About](#)
[Newsroom](#)
[Careers](#)
[Contact Us](#)

Use Tax Totals

City of Pryor Creek, OK

	2019	2020	2021	2022	2023	2024	2025
January	\$ 68,525.36	\$ 128,366.65	\$ 47,239.19				
February	\$ 75,691.84	\$ 116,848.79	\$ 101,872.56				
March	\$ 82,273.50	\$ 93,213.07	\$ 70,027.53				
April	\$ 149,970.94	\$ 101,408.96	\$ 51,642.76				
May	\$ 102,655.42	\$ 81,120.35	\$ 95,247.85				
June	\$ 97,779.29	\$ 85,146.64	\$ 173,325.88				
July	\$ 139,814.46	\$ 72,780.21	\$ 68,145.11				
August	\$ 139,921.75	\$ 20,686.72	\$ 69,921.89				
September	\$ 46,037.38	\$ 61,303.56	\$ 68,791.50				
October	\$ 73,880.30	\$ 87,415.09	\$ 116,979.12				
November	\$ 109,959.30	\$ 85,479.26	\$ 76,090.86				
December	\$ 73,391.80	\$ 115,292.71	\$ 78,048.71				
Total	\$ 1,159,901.34	\$ 1,049,062.01	\$ 1,017,332.96	\$ -	\$ -	\$ -	\$ -

FISCAL YEAR

	FY 2019-2020	FY 2020-2021	FY 2021-2022	FY 2022-2023	FY 2023-2024	FY 2024-2025	FY 2025-2026
July	\$ 139,814.46	\$ 72,780.21	\$ 68,145.11				
August	\$ 139,921.75	\$ 20,686.72	\$ 69,921.89				
September	\$ 46,037.38	\$ 61,303.56	\$ 68,791.50				
October	\$ 73,880.30	\$ 87,415.09	\$ 116,979.12				
November	\$ 109,959.30	\$ 85,479.26	\$ 76,090.86				
December	\$ 73,391.80	\$ 115,292.71	\$ 78,048.71				
January	\$ 128,366.65	\$ 47,239.19					
February	\$ 116,848.79	\$ 101,872.56					
March	\$ 93,213.07	\$ 70,027.53					
April	\$ 101,408.96	\$ 51,642.76					
May	\$ 81,120.35	\$ 95,247.85					
June	\$ 85,146.64	\$ 173,325.88					
Total	\$ 1,189,109.45	\$ 982,313.32	\$ 477,977.19	\$ -	\$ -	\$ -	\$ -


[Home](#)

City Use Tax Deposit Letter

- Choose a year and month, and click 'Search'.
- Results include all cities. To display a single city, enter the city COPO.
- The past 3 years of data is available for searching. For data older than 3 years, view [Archived Data](#)

For Treasurers:

Funds have been electronically transferred to your bank account, effective the date shown, for your city's tax collections received by the Oklahoma Tax Commission during the previous month.

This payment represents taxes collected during the previous month and may include interest, penalty, and delinquent remittances due from an earlier month.

If there are any questions concerning this payment, please call or write Dave Francis, (405) 522-6600, Account Maintenance Division, Oklahoma Tax Commission.

Year	2021	▼
Month	12. December	▼
Entity	4909 - Pryor	▼

[Export](#)

Effective Date	Tax, Penalty & Interest	Refunded	Suspended	Retention	Interest	Total
09-Dec-2021	78,410.14	0.00	0.00	392.05	30.62	78,048.71
	78,410.14	0.00	0.00	392.05	30.62	78,048.71

Data is updated each business day



Tax Commission

Follow Us

[About](#)
[Newsroom](#)
[Careers](#)
[Contact Us](#)

TOBACCO Tax Totals

City of Pryor Creek, OK

	2019	2020	2021	2022	2023	2024	2025
January	\$ 7,183.48	\$ 6,797.30	\$ 8,038.11				
February	\$ 4,392.65	\$ 6,340.63	\$ 5,785.89				
March	\$ 5,212.38	\$ 5,556.34	\$ 5,509.70				
April	\$ 7,092.57	\$ 9,111.80	\$ 7,684.27				
May	\$ 6,997.49	\$ 6,594.97	\$ 8,952.43				
June	\$ 7,394.72	\$ 8,343.59	\$ 7,525.81				
July	\$ 7,651.74	\$ 9,952.29	\$ 7,053.48				
August	\$ 7,002.62	\$ 8,432.39	\$ 7,836.26				
September	\$ 7,626.68	\$ 8,131.46	\$ 7,353.37				
October	\$ 6,979.41	\$ 7,502.43	\$ 6,453.01				
November	\$ 7,031.16	\$ 7,192.36	\$ 7,400.29				
December	\$ 6,403.07	\$ 7,910.53	\$ 6,894.86				
Total	\$ 80,967.97	\$ 91,866.09	\$ 86,487.48	\$ -	\$ -	\$ -	\$ -

FISCAL YEAR


	FY 2019-2020	FY 2020-2021	FY 2021-2022	FY 2022-2023	FY 2023-2024	FY 2024-2025	FY 2025-2026
July	\$ 7,651.74	\$ 9,952.29	\$ 7,053.48				
August	\$ 7,002.62	\$ 8,432.39	\$ 7,836.26				
September	\$ 7,626.68	\$ 8,131.46	\$ 7,353.37				
October	\$ 6,979.41	\$ 7,502.43	\$ 6,453.01				
November	\$ 7,031.16	\$ 7,192.36	\$ 7,400.29				
December	\$ 6,403.07	\$ 7,910.53	\$ 6,894.86				
January	\$ 6,797.30	\$ 8,038.11					
February	\$ 6,340.63	\$ 5,785.89					
March	\$ 5,556.34	\$ 5,509.70					
April	\$ 9,111.80	\$ 7,684.27					
May	\$ 6,594.97	\$ 8,952.43					
June	\$ 8,343.59	\$ 7,525.81					
Total	\$ 85,439.31	\$ 92,615.87	\$ 42,991.27	\$ -	\$ -	\$ -	\$ -

[< Home](#)

Year-To-Date Tobacco/Cig Tax

- Choose a year and month, and click 'Search'.
- Results include all COPOs. To display a single COPO, enter the COPO.
- The past 3 years of data is available for searching, For data older than 3 years view [Archived Data](#).

Fiscal Year 2022 

Entity 4909 - Pryor 

Export 

Cop	Description	Distribution Date	Amount
4909			
	Pryor	13-Jul-2021	7,053.48
	Pryor	11-Aug-2021	7,836.26
	Pryor	13-Sep-2021	7,353.37
	Pryor	11-Oct-2021	6,453.01
	Pryor	10-Nov-2021	7,400.29
	Pryor	13-Dec-2021	6,894.86





Apparatus Proposal

Customer Name: **PRYOR, OK**Sales Rep: **ROGER BROWN**Submitted Date: **11/29/21**Expiration Date: **1/31/22**

Apparatus Detail

Qty.	Description	Price
1	PIERCE VELOCITY PUMPER	\$ 731,814.47

Proposal Bid No.: **1034**Proposal Doc Date: **11/24/21**Performance Bond **YES**Warranty Period: **Standard**Estimated Build Time **17.5 MO**

Payment Options

OPTION 1 (with Pre-Payment Discount)

Apparatus Purchase Price	\$ 731,814.47
Trade-in Value	\$ 0.00
Price After Trade-in	\$ 731,814.47
Pre-Payment Discount	-\$ 26,107.40
Extrication Rescue Tools	\$ 0.00
Loose Equipment	\$ 0.00
Options	\$ 5,000.00
Due Upon Order	\$ 710,707.07

OPTION 2 (w/o Pre-Payment Discount)

Apparatus Purchase Price	\$ 731,814.47
Trade-in Value	\$ 0.00
Price After Trade-in	\$ 731,814.47
Pre-Payment Discount	N/A
Extrication Rescue Tools	\$ 0.00
Loose Equipment	\$ 0.00
Options	\$ 5,000.00
Due Upon Delivery	\$ 736,814.47

Payment Terms

OPTION 1 PRICING IS BASED ON FULL PAYMENT BEING MADE AT TIME OF ORDER. OPTION 2 PRICING IS BASED ON FULL PAYMENT BEING MADE AT TIME OF PRODUCT DELIVERY.

Notes

ABOVE REFERENCED "OPTIONS" ARE CONTINGENCY FUNDS IN THE AMOUNT OF \$5,000.00 TO BE USED AT THE CUSTOMERS DISCRETION.

NOTE: Pre-payment discounts are based on purchase price at time of order. Manufacturing build time is subject to change up to the time an order is placed. If deferred payment arrangements are required, the Customer must make such financial arrangements through a financial institution acceptable to Company. All taxes, excises and levies that Company may be required to pay or collect by reason of any present or future law or by any governmental authority based upon the sale, purchase, delivery, storage, processing, use, consumption, or transportation of the Product sold by Company to the Customer shall be for the account of the Customer and shall be added to the Purchase Price. All delivery prices or prices with freight allowance are based upon prevailing freight rates and, in the event of any increase or decrease in such rates, the prices on all unshipped Product will be increased or decreased accordingly. Delinquent payments shall be subject to a carrying charge of 1.5 percent per month or such lesser amount permitted by law. Company will not be required to accept payment other than as set forth in this Agreement. Company shall have and retain a purchase money security interest in all goods and products now or hereafter sold to the Customer by Company or any of its affiliated companies to secure payment of the Purchase Price for all such goods and products. In the event of nonpayment by the Customer of any debt, obligation or liability now or hereafter incurred or owing by the Customer to Company, Company shall have and may exercise all rights and remedies of a secured party under Article 9 of the Uniform Commercial Code (UCC) as adopted by the state of [KANSAS].



Option List

11/24/2021

Customer: PRYOR FIRE DEPT
Representative: Brown, Roger
Organization: Conrad Fire Equipment
Requirements Manager:
Description: Custom Pumper PRYOR
Body: Pumper, Medium, Aluminum, 2nd Gen
Chassis: Velocity Chassis (Big Block), 2010

Bid Number: 1034
Job Number:
Number of Units: 1
Bid Date: 11/24/2021
Stock Number:
Price Level: 40 (Current: 40)
Lane:

Line	Option	Type	Option Description	Qty
1	076611		Boiler Plates, Pumper Fire Department/Customer - Pryor Fire Department Operating/In conjunction W-Service Center - In Conjunction Miles - 150 Miles Number of Fire Dept/Municipalities - 25 Bidder/Sales Organization - Conrad Fire Equipment, Inc. Delivery - Delivery representative Dealership/Sales Organization, Service - Conrad Fire Equipment, Inc.	1
2	0661794		Single Source Compliance	1
3	0584456		Manufacture Location, Appleton, Wisconsin	1
4	0584452		RFP Location: Appleton, Wisconsin	1
5	0588609		Vehicle Destination, US	1
6	0610784		Comply NFPA 1901 Changes Effective Jan 1, 2016, With Exceptions	1
7	0533347		Pumper/Pumper with Aerial Device Fire Apparatus	1
8	0588611		Vehicle Certification, Pumper	1
9	0661778		Agency, Apparatus Certification, Pumper/Tanker, U.L.	1
10	0000000	STF	Photo gallery reports of truck by FASC	1
10	0000000	STF	Service information, Conrad Fire	1
10	0000000	STF	Training, Conrad Fire	1
11	0620362		Consortium, HGAC	1
12	0537375		Unit of Measure, US Gallons	1
13	0529326		Bid Bond, 10%, Pierce Built Chassis	1
14	0050066		Performance Bond, 100% Req'd (Statement by Rep)	1
15	0000007		Approval Drawing	1
16	0002928		Electrical Diagrams	1
17	0564202		Velocity Chassis (Big Block), 2010	1
18	0000110		Wheelbase Wheelbase - 184.50"	1
19	0000070		GVW Rating GVW rating - 49,800 lbs.	1
20	0000203		Frame Rails, 13.38 x 3.50 x .375, Qtm/AXT/Imp/Vel/DCF	1
21	0020018		Frame Liner Not Req'd	1
22	0508849		Axle, Front, Oshkosh TAK-4, Non Drive, 22,800 lb, Imp/Vel	1
23	0010427		Suspension, Front TAK-4, 22,800 lb, Qtm/AXT/Imp/Vel/DCF/Enf	1
24	0087572		Shock Absorbers, KONI, TAK-4, Qtm/AXT/Imp/Vel/DCF/Enf	1
25	0000322		Oil Seals, Front Axle	1
26	0899438		Tires, Front, Goodyear, Armor MAX MSA, 425/65R22.50, 20 ply	1
27	0019611		Wheels, Front, Alcoa, 22.50" x 12.25", Aluminum, Hub Pilot	1
28	0530466		Axle, Rear, Meritor RS26-185, 27,000 lb, Imp/Vel/Dash CF	1
29	0544253		Top Speed of Vehicle, 68 MPH	1
30	0122075		Suspen, Rear, Standens, Spring, 27,000 lb, Imp/Vel	1
31	0000485		Oil Seals, Rear Axle	1
32	0587216		Tires, Rear, Goodyear, G622 RSD, 12R22.50, 16 ply, Single	1
33	0019625		Wheels, Rear, Alcoa, 22.50" x 8.25", Aluminum, Hub Pilot, Single	1
34	0568081		Tire Balancing, Counteract Beads	1
35	0620570		Tire Pressure Monitoring, RealWheels, AirSecure, Valve Cap, Single Axle Qty, Tire Pressure Ind - 6	1
36	0003245		Axle Hub Covers w/center hole, S/S, Front Axle	1
37	0057936		Covers, Lug Nut, Chrome	1
38	0002045		Mud Flap, Front and Rear, Pierce Logo	1

Line	Option	Type	Option Description	Qty
39	0544802		Chocks, Wheel, SAC-44-E, Folding	1
			Qty, Pair - 01	
40	0544806		Mounting Brackets, Chocks, SAC-44-E, Folding, Horizontal	1
			Qty, Pair - 01	
			Location, Wheel Chocks - Left Side Rear Compt	
41	0010670		ABS Wabco Brake System, Single rear axle	1
42	0030185		Brakes, Knorr/Bendix 17", Disc, Front, TAK-4	1
43	0000730		Brakes, Meritor, Cam, Rear, 16.50 x 7.00"	1
44	0731553		Air Compressor, Brake, Cummins/Wabco 25.9 CFM	1
45	0000785		Brake Reservoirs, Three	1
46	0568012		Air Dryer, Wabco System Saver 1200, Heater, 2010	1
47	0000790		Brake Lines, Nylon	1
48	0000854		Air Inlet, w/Disconnect Coupling	1
			Location, Air Coupling(s) - a) DS Step Well, Forward	
			Qty, Air Coupling (s) - 1	
49	0736412		Engine, Cummins X12, 500 hp, 1695 lb-ft, W/OBD, EPA 2021, Velocity	1
50	0730962		Filters, Remote Mounted, Oil, Fuel, X12, VEL/AXT, ENF, QTM	1
51	0001244		High Idle w/Electronic Engine, Custom	1
52	0687994		Engine Brake, Jacobs Compression Brake, Cummins Engine	1
			Switch, Engine Brake - e) ISC/ISM/ISL9/ISX Hi Med Lo	
53	0552334		Clutch, Fan, Air Actuated, Horton Drive Master	1
54	0734434		Air Intake, Water & Ember Screen, Paccar, VEL	1
55	0794743		Exhaust System, 5", X12/X15, MX13, Engine, Horizontal, Right Side	1
56	0617085		Exhaust, Mod for Plymovent Magnetic Grabber Sys, 6.0", Big Block Engine, CARE	1
57	0787999		Radiator, Impel/Veloccity	1
58	0511425		Cooling Hoses, Rubber	1
59	0001125		Fuel Tank, 65 Gallon, Left Side Fill	1
60	0001129		Lines, Fuel	1
61	0734402		DEF Tank, 7.3 Gallon, LS Fill, Under Cab, Paccar, VEL	1
62	0723716		Fuel Priming Pump, Electronic, Automatic, Cummins, No Swt Req'd	1
63	0582243		Shutoff Valves, Fuel Line @ Primary Filter, Cummins	1
64	0699437		Cooler, Chassis Fuel, Not Req'd.	1
65	0592809		Fuel Fill, Lower	1
66	0578959		Fuel/Water Separator, Racor Inline	1
67	0798744		Trans, Allison 5th Gen, 4500 EVS P, Imp/Vel/DCF/Enf	1
68	0625331		Transmission, Shifter, 6-Spd, Push Button, 4000 EVS	1
69	0684459		Transmission Oil Cooler, Modine, External	1
70	0001375		Driveline, Spicer 1810	1
71	0734211		Steering, Sheppard M110 w/Tilt, TAK-4, Paccar Pump, w/Cooler, Paccar	1
72	0001544		Not Required, Steering Assist Cylinder on Front Axle	1
73	0509230		Steering Wheel, 4 Spoke without Controls	1
74	0690274		Logo/Emblem, on Dash	1
			Text, Row (1) One - PRYOR	
			Text, Row (2) Two - FIRE	
			Text, Row (3) Three - DEPARTMENT	
75	0536235		Bumper, 19" Extended, Steel Painted, Imp/Vel	1
76	0616492		Tray, Hose, Center, 19" Bumper, Outside Air Horns, Imp/Vel	1
			Grating, Bumper extension - Grating, Rubber	
			Capacity, Bumper Tray - 21) 150' of 1.75"	
77	0630809		Cover, Aluminum Treadplate, One (1) D-Ring Latch, Hose Tray, Notched	1
			Location - center front bumper hose tray	
			Stay arm, Tray Cover - b) Pneumatic Stay Arm	
78	0510226		Lift & Tow Package, Imp/Vel, AXT, Dash CF	1
79	0002270		Tow Hooks, Chrome	1
80	0668315		Cab, Velocity FR, 7010 Raised Roof	1
81	0724207		Engine Tunnel, X12-15, MX13, Mech Fasteners, Velocity FR	1
82	0677478		Rear Wall, Exterior, Cab, Aluminum Treadplate	1
83	0122466		Cab Lift, Elec/Hyd, w/Manual Override, Imp/Vel	1
84	0123176		Grille, Bright Finished, Front of Cab, Impel/Veloccity	1
85	0002224		Scuffplates, S/S At Cab Door Jambs, 4-Door Cab	1
			Material Trim/Scuffplate - c) S/S, Polished	

Line	Option	Type	Option Description	Qty
86	0527032		Trim, S/S Band, Across Cab Face, Rect Lights, Velocity Material Trim/Scuffplate - c) S/S, Polished Turnsignal Covers - Polished S/S Covers	1
87	0015440		No Chrome Molding, On side of cab	1
88	0521669		Mirrors, Retractable, West Coast Style, Htd/Rmt, w/Htd/Rmt Convex	1
89	0667937		Door, Full Height, Velocity FR 4-Door Cab, Raised Roof Key Model, Cab Doors - 751 Cab, Exterior Door Handle, Finish - 4-Door, Chrome/Black	1
90	0655511		Door Panel, Brushed Stainless Steel, Impel/Velocite 4-Door Cab	1
91	0667905		Storage Pockets w/ Elastic Cover, Recessed, Overhead, Impel/Velocite FR	1
92	0667902		Controls, Electric Windows, All Cab Doors, Impel/Velocite FR	1
93	0555485		Steps, 4-Door Full Tilt Cab, Imp/Vel	1
94	0770194		Handrail, Exterior, Knurled, Alum, 4-Door Cab	1
95	0509649		Lights, Cab & Crw Cab Acs Stps, P25, LED w/Bezel, 1Lt Per Step	1
96	0002140		Fenders, S/S on Cab	1
97	0592071		No Windows, Side of Crew Cab, Vel/Imp	1
98	0568605		Not Required, Interior Trim, No Cab Side Windows	1
99	0012090		Not Required, Windows, Front/Side of raised roof	1
100	0509287		Windows, Rear CC, (2) 11.25" x 18", Velocity	1
101	0553196		Trim, Cab Rear Windows, Velocity	1
102	0893332	SP	Compt, Saddle, Transverse Crew Cab, Sgl Pan, RS Rec Tube, 70/90" Vel/Imp Light, Short Transverse Compt - Pierce, Horizontal Above Louvers - no louvers Scuffplate, Material/Finish - S/S, Polished Finish, Exterior Cab Compt - Spatter Gray Door, Cab Exterior Cabinet - Single Pan, (2), Rev Hng, Slam D-Ring, Non-Locking Door, Exterior Stop - 2-Web Strap Door, Cab Interior Cabinet - Lap, Drop, (2) Latches, Non-Locking Location, Recess Floor - Right	1
103	0748671		Cab Interior, Vinyl, Velocity FR, CARE Color, Cab Interior Vinyl/Fabric - Endure Vinyl - Silver/Gray	1
104	0667943		Cab Interior, Paint Color, Impel/Velocite FR Color, Cab Interior Paint - i) fire smoke gray	1
105	0646847		Floor, Rubber Cab & Alum Crew Cab, AXT/Imp/Vel/Dash CF	1
106	0894651		HVAC, Velocity FR, w/PACCAR, CARE Paint Color, A/C Condenser - Painted to Match Cab Roof HVAC System, Filter Access - Removable Panel Auxiliary Cab Heater - Both	1
107	0639675		Sun Visor, Smoked Lexan, AXT, Imp/Vel, Saber FR/Enforcer Sun Visor Retention - No Retention	1
108	0543257		Grab Handles, Driver Door Post & Passenger Dash Panel, Imp/Vel	1
109	0583938		Lights, Engine Compt, Custom, Auto Sw, WIn 3SC0CDCR, 3" LED, Trim Qty, - 01	1
110	0122516		Fluid Check Access, Imp/Vel	1
111	0583042		Side Roll and Frontal Impact Protection	1
112	0622617		Seating Capacity, 6 Seats	1
113	0697005		Seat, Driver, Pierce PS6, Premium, Air Ride, High Back, Safety	1
114	0696996		Seat, Officer, Pierce PS6, Premium, Air Ride, High Back, Safety	1
115	0510038		Radio Compartment, Behind Officer Seat, Imp/Vel	1
116	0765627		Cabinet, Rear Facing, LS, 24 W x 38 H x 30.5 D, Web, Ext Acc, Imp/Vel Type of fastener - 1" cam buckle Restraint Location - Top (towards roof of truck) Light, Short Cabinet - Pierce, Exterior, Left Side Scuffplate, Material/Finish - S/S, Polished Material Finish, Shelf - Painted - Cab Interior Shelf/Tray, Cabinet - (0) None Door, Cab Exterior Cabinet - Double Pan, Locking #751 Door, Exterior Stop - Web Strap Louvers, Cabinet - 0-No Louvers	1
117	0102783		Not Required, Seat, Rr Facing C/C, Center	1
118	0752574		Cabinet, Rear Facing, RS, 21.5 W x 38 H x 26.5 D, Web, Ext Acc, Imp/Vel Type of fastener - 1" cam buckle	1

Line	Option	Type	Option Description	Qty
118			Restraint Location - Top (towards roof of truck) Light, Short Cabinet - Pierce, Exterior, Right Side Scuffplate, Material/Finish - S/S, Polished Material Finish, Shelf - Painted - Cab Interior Shelf/Tray, Cabinet - (0) None Door, Cab Exterior Cabinet - Double Pan, Locking #751 Door, Exterior Stop - Web Strap Louvers, Cabinet - 0-No Louvers	
119	0698482		Seat, Forward Facing C/C, DS Outboard, Pierce PS6, Base, Hi-Back, Safety	1
120	0783636		Cabinet, Forward Facing, Center, 42 W x 56 H x 14 D, Web, Imp/Vel Type of fastener - 1" cam buckle False Floor, EMS Cabinet - No False Floor Restraint Location - Top (towards roof of truck) Material Finish, Shelf - Painted - Cab Interior Shelf/Tray, Cabinet - (2) Shelves, Adjustable, 0.75" Up-Turned Lip Light, Tall Cabinet - Pierce, Interior, Left Side and Pierce, Interior, Right Side Louvers, Cabinet - 0-No Louvers	1
121	0122728		Seat, Forward Facing C/C, PS Outboard, Pierce PS6, Premium, Hi-Back, Safety	1
122	0766467		Upholstery, Seats In Cab, All Vinyl, Seats Inc, CARE Color, Cab Interior Vinyl/Fabric - Endure Vinyl - Silver/Gray Qty, - 04	4
123	0511471		No SCBA Brackets Required In Cab Seats, Imp/Vel, AXT 2010, Qtm 2010, Saber FR/Enf	1
124	0603867		Seat Belt, ReadyReach Seat Belt Color - Red	1
125	0604863		Seat Belt Height Adjustment, 6 Seats, Imp/Vel, Dash CF	1
126	0602464		Helmet Storage, Provided by Fire Department, NFPA 2016	1
127	0647647		Lights, Dome, FRP Dual LED 4 Lts Color, Dome Lt - Red & White Color, Dome Lt Bzl - Black Control, Dome Lt White - Door Switches and Lens Switch Control, Dome Lt Color - Lens Switch	1
128	0631776		Not Required, Overhead Map Lights	1
129	0549393		Handlts, (4) Streamlight, Survivor C4 LED, 12v, Orange, 90509 Fast Charge Location, Lights - TBD with approval drawings	1
130	0568369		Cab Instruments, Ivory Gauges, Chrome Bezels, Impel/Velocity 2010, Dash CF	1
131	0509511		Air Restriction Indicator, Imp/Vel, AXT, Dash CF, Enf MUX	1
132	0543751		Light, Do Not Move Apparatus Alarm, Do Not Move Truck - Pulsing Alarm	1
133	0509042		Messages, Open Dr/DNMT, Color Dsply,	1
134	0611681		Switching, Cab, Membrane, Impel/Velocity/Quantum, Dash CF, AXT WiFi MUX Location, Emerg Sw Pnls - Driver's Side Overhead	1
135	0555915		Wiper Control, 2-Speed with Intermittent, MUX, Impel/Velocity	1
136	0896666		Wiring, Spare, 4.8 A 12V DC, USB Termination 1st Qty, - 02 12vdc power from - Battery direct Location - one left of officer and one to be determined with approval drawings	2
137	0548006		Wiring, Spare, 15 A 12V DC 2nd Qty, - 02 12vdc power from - Battery direct Wire termination - 15 amp power point plug Location - left of officer position	2
138	0548004		Wiring, Spare, 15 A 12V DC 1st Qty, - 02 12vdc power from - Battery direct Wire termination - Butt Splice Location, Spare Wiring - Officer Dash	2
139	0615386		Vehicle Information Center, 7" Color Display, Touchscreen, MUX System Of Measurement - US Customary	1
140	0734857		Collision Mitigation, HAAS Alert (R2V), HA5 Subscription, HAAS R2V - R2V - 5 Year Data Plan Subscription	1
141	0606249		Vehicle Data Recorder w/CZ and Overhead Display Seat Belt Monitor	1

Line	Option	Type	Option Description	Qty
142	0683428		Intercom, Sigtronics US-67S, 5-Pos, 3-Radio, D,O,2C,P	1
			Location, Intercom, C Cab - 2) 2 forward facing seats	
143	0006288		Cable, Radio to Intercom Interface, Sigtronics, 1 Radio	1
			Radio, First Two-Way Model - TBD	
144	0568105		Radio, First Two-Way Make - Motorola Mid Power	
			Headset, Sigtronics, SE-8 Under Helmet, Flex Mic, Standard	3
			Qty, - 03	
			Location - officer and two crew seats	
145	0597918		Headset, Sigtronics, SE-8S Under Helmet, Flex Mic, One Slotted Ear Cup	1
			Qty, - 01	
			Location - driver	
146	0562774		Install Customer Provided Thermal Camera(s), Charger Only	1
			Location - TBD with approval drawings	
			Qty, - 01	
147	0559156		Install Customer Provided Two-Way Radio(s)	2
			Location - TBD with approval drawings	
			Qty, - 02	
148	0696439		Antenna Mount, Custom Chassis, Cable Routed to Instrument Panel Area	2
			Qty, - 02	
			Location, Antenna Mount - Left And Right Side	
149	0653519		Camera, Pierce, Driver Mux, R, RS, LS Cameras	1
			Camera System Audio - Not Provided	
150	0683718		Recess, Rear Vision Camera Into Lightstick Housing	1
151	0615100		Pierce Command Zone, Advanced Electronics & Control System, Diag LEDs, Vel, WiFi	1
152	0730603		Electrical System, Velocity ESP, Cummins, Paccar	1
153	0079166		Batteries, (4) Exide Grp 31, 950 CCA ea, Threaded Stud	1
154	0008621		Battery System, Single Start, All Custom Chassis	1
155	0123174		Battery Compartment, Imp/Vel	1
156	0531338		Charger, Sngl Sys, Kussmaul, Pump Plus 1200, 52-21-1100	1
157	0598091		Location, Charger/Compr, Behind Driver's Seat, Vel/Imp/DCF	1
158	0531403		Location, Bat Chrg Ind, Driver's Seat with Bracket	1
159	0016857		Shoreline, 20A 120V, Kussmaul Auto Eject, 091-55-20-120, Super	1
			Qty, - 01	
			Color, Kussmaul Cover - b) red	
			Shoreline Connection - Battery Charger	
160	0026800		Shoreline Location	1
			Location, Shoreline(s) - DS Crew Cab	
161	0647728		Alternator, 430 amp, Delco Remy 55SI	1
162	0092582		Load Manager/Sequencer, MUX	1
			Enable/Disable Hi-Idle - e)High Idle enable	
163	0783153		Headlights, Rect LED, JW Spkr Evo 2, AXT/DCF/Enf/Imp/Sab/Vel	1
			Color, Headlight Bez - Chrome Bezel	
164	0648425		Light, Directional, Wln 600 Cmb, Cab Crn, Imp/Vel/AXT/Qtm/DCF	1
			Color, Lens, LED's - m)match LED's	
165	0620054		Light, Directional/Marker, Intermediate, Weldon 9186-8580-29 LED 2lts	1
166	0648074		Lights, Clearance/Marker/ID, Front, P25 LED 7 Lts	1
167	0627282		Lights, Clearance/Marker/ID, Rear, FRP LED Bar & P25 LED 4Lts	1
168	0564683		Lights, Tail, Wln M6BTT* Red LED Stop/Tail & M6T* Amber LED Dir Arw For Hsg	1
			Color, Lens - Colored	
169	0561471		Lights, Backup, Wln M6BUW, LED, For Tail Lt Housing	1
170	0664481		Bracket, License Plate & Light, P25 LED	1
171	0556842		Bezels, Wln, (2) M6 Chrome Pierce, For mtg (4) Wln M6 lights	1
172	0589905		Alarm, Back-up Warning, PRECO 1040	1
173	0769420		Lights, Perimeter Cab, Amdor AY-LB-12HW020 LED 4Dr	1
174	0769572		Lights, Perimeter Pump House, Amdor AY-LB-12HW020 LED 2lts	1
175	0770056		Lights, Perimeter Body, Amdor AY-LB-12HW020 LED 2lts, Rear Step	1
			Control, Perimeter Lts - Parking Brake Applied	
176	0556360		Lights, Step, P25 LED 4lts, Pump Pnl Sw	1
177	0776357		Light, Visor, Wln, 12V P*H2* Pioneer, Cnt Feature, 1st	1
			Qty, - 01	
			Location, driver's/passenger's/center - Centered	
			Color, Wln Lt Housing - White Paint	

Line	Option	Type	Option Description	Qty
177			Control, Scene Lts - Cab Sw Panel DS and Cab Sw Panel PS	
178	0763610		Scene Light Optics - Flood/Spot	
			Lights, Wln, PCPSM2*, Pioneer, 12 VDC, 1st	2
			Location - One above driver side EMS cabinet in cab and one centered on body side sheets up high driver side	
			Qty, - 02	
			Color, Wln Lt Housing - Chrome Cover	
			Control, Scene Lts - Cab Sw Panel DS, Pump Panel Sw LS and Cab Sw Panel PS	
179	0763608		Lights, Wln, PCPSM2*, Pioneer, 12 VDC, 2nd	2
			Location - One above passenger side EMS cabinet in cab and one centered on body side sheets up high on PASSENGER SIDE	
			Qty, - 02	
			Color, Wln Lt Housing - Chrome Cover	
			Control, Scene Lts - Cab Sw Panel DS, Pump Panel Sw LS and Cab Sw Panel PS	
180	0631374		Lights, Deck, Wln (2) MPPBCS Micro Pioneer LED Rear Flood Lights	1
			Control, Scene Lts - Cab Sw Panel DS and Body Switch, DS Rear SS	
181	0893593		Lights, Hose Bed, Below Alum Cvr, Dual LED Light Strips	1
			Control, Hose Bed Lts - Auto Cover Sw and Cup Switch At Rear SS	
182	0645681		Lights, Not Required, Rear Work, Deck Lights At Rear	1
183	0709438		Light, Walking Surf, FRP Flood, LED	1
184	0060115		Pumper, Medium, Aluminum, 2nd Gen	1
185	0554271		Body Skirt Height, 20"	1
186	0013492		Tank, Water, 750 Gallon, Poly, Med, New York Style	1
187	0003405		Overflow, 4.00" Water Tank, Poly	1
188	0028104		Foam Cell Required	1
189	0633066		Sleeve, Through Tank	1
			Qty, Sleeve - 1	
			Water Tank Sleeve - Plumbing/Hydraulic Diameter - 3" Plumbing	
190	0553725		Restraint, Water Tank, Heavy Duty, Special Type Tank, 4x4, or Export	1
191	0003429		Not Required, Direct Tank Fill	1
192	0003424		Not Required, Dump Valve	1
193	0048710		Not Required, Jet Assist	1
194	0030007		Not Required, Dump Valve Chute	1
195	0514778		Not Required, Switch, Tank Dump Master	1
196	0618241		Hose Bed, Aluminum, Pumper, New York Style	1
			Material Trim/Scuffplate - b) S/S, Brushed	
197	0723549		Painted Hose Bed	1
			Paint Color, Hose Bed Interior - Match Lower Body	
198	0003481		Hose Bed Capacity, Special	1
			Capacity, Hosebed - left to right 200' of 2.5", 1000' of 4", 400' of 2.5"	
199	0689090		Divider, Hose Bed, .25" Unpainted, w/Handhold	2
			Qty, Hosebed Dividers - 2	
200	0658603		Hose Restraint, 2" Heavy Nylon Web, w/Buckles, Rear Only, Tether, w/Alum Hose Bed Cvr	1
201	0010133		Cross-Divider, Hose Bed	1
202	0729492		Cover, Hose Bed, Alum Treadplate, Bolted T-Bar, Electric Actuated	1
203	0013512		Running Boards, 12.75" Deep	1
204	0689621		Tailboard, 16" Deep	1
205	0690037		Wall, Rear, Smooth Aluminum/Body Material	1
			Material, Rear Wall Inboard Facing Surfaces - Aluminum Diamondplate	
206	0003531		Tow Bar, Under Tailboard	1
207	0003561		Construction, Compt, Alum, Pumper	1
208	0023650		LS 152" Rollup, Full Height Front & Rear, FDLER	1
209	0063658		RS 152" Rollup, Full Height Front & Rear, FDLER	1
210	0594005		Doors, Rollup, Amdor, Side Compartments	6
			Qty, Door Accessory - 06	
			Color, Roll-up Door - AMDOR Painted to Match Lower Body	
			Latch, Roll-up Door - Non-Locking Liftbar	
211	0013671		Compt, Rear, Rollup, 30.75" FF, 25.88" D	1
212	0594003		Door, Amdor, Rollup, Rear Compartment	1
			Color, Roll-up Door - AMDOR Painted to Match Lower Body	

Line	Option	Type	Option Description	Qty
212			Latch, Roll-up Door - Non-Locking Liftbar	
213	0554995		No Body Modification Required	1
214	0625184		Guard, Drip Pan, S/S, Rollup Door, Pumper	7
			Qty, Door Accessory - 07	
215	0616670		Location, Door Guard/Drip Pan - LS1, LS2, LS3, RS1, RS2, RS3 and B1	
			Lights, Compt, Pierce LED, Dual Light Strips, Each Side of Door, Pumper/Tanker	7
			Qty, - 07	
216	0739915		Location, Compartment Lights - All Body Compts	
			Hatch, (2) Liftup, Pumper	2
			Location, Hatch Compt - Both Sides	
			Qty, Hatch Compt - 2	
			Trim, Body/Hatch Compt Seam, Horizontal - Painted Formed - Match	
			Lower	
			Hatch Compt, Width - 14"	
			Latch, Hatch Compt - D-Handle Latch	
217	0730092		Not Required	1
218	0733219		Lights, Hatch Compt, 42", LED, Light Strips, 2-Sides 4 Dr	1
219	0687146		Shelf Tracks, Painted	7
			Qty, Shelf Track - 07	
			Location, Shelf Track - LS1, LS2, LS3, RS1, RS2, RS3 and B1	
220	0600350		Shelves, Adj, 500 lb Capacity, Full Width/Depth, Predefined Locations	4
			Qty, Shelf - 04	
			Material Finish, Shelf - Painted - Spatter Gray	
			Location, Shelves/Trays, Predefined - LS1-Transition Point, RS1-	
			Transition Point, RS3-Transition Point and LS3-Transition Point	
221	0647472		Tray, Floor Mounted, Slide-Out, w/ Side Slides, FW/FD, 500lb, 2.00" Sides, 2G	4
			Qty, - 04	
			Location - LS1, LS3, RS1, RS3, B1	
			Material - Painted - Spatter Gray	
222	0540317		Toolboard, Swing-out, Alum, .188", Peg Board	1
			Qty - 1	
			Location, Pivot - Back	
			Mounting, Toolboard - Adjustable Frt-back	
			Hole Diameter, Pegboard/Toolboard - .203" diameter	
			Finish, Pegboard/Toolboard - Painted - Spatter Gray	
			Location, Toolboard - RS2	
223	0622249		Toolboard, Alum, Adj, Added to Standard Depth Slide-Out Tray	2
			Finish - Painted, Compt Interior, Spatter Gray	
			Location - lower section evenly spaced in LS3	
			Qty - 2	
224	0076795		Bracket, SCBA, Zico, ULLH, Load & Lock, Mounted	4
			Location - Two (2) in forward portion of LS2, and One (1) in each side	
			EMS Cabinet in cab accesible from exterior door	
			Qty, Comp. Accessory - 04	
225	0024016		Rub Rail, Aluminum Extruded, Side & Rear of Body	1
226	0784811		Fender Crowns, Rear, Stainless, w/Removable Liner	1
			Material Finish, Fender Liner - Painted Lower Body	
227	0519849		Not Required, Hose, Hard Suction	1
228	0626229		Handrails, Side Pump Panels, Per Print	1
229	0004126		Handrails, Beavertail, Standard	1
230	0610196		Handrail, Rear, Above Hose Bed, New York Style/Low Hose Bed	1
			Handrail Finish - Black Rubber Covered	
			Reinforcement, Hose Bed Divider - Tied to Upper Handrail/Crossbar	
231	0648325		Compt, Air Bottle, Double, Common Triple Door, Fender Panel	2
			Qty, Air Bottle Comp - 2	
			Door Finish, Fender Compt - Polished	
			Location, Fender Compt - Double - LS Fwd - DEF Combo and Double -	
			LS Rear - Fuel Combo	
			Latch, Air Bottle Compt - Southco C2 Chrome Raised	
			Insert, Air Bottle Compt - W-Shaped Insert	
232	0657522		Compt, Air Bottle, Triple, Fender Panel	2
			Qty, Air Bottle Comp - 2	
			Door Finish, Fender Compt - Polished	
			Location, Fender Compt - Triple - RS Fwd and Triple - RS Rear	

Line	Option	Type	Option Description	Qty
232			Latch, Air Bottle Compt - Southco C2 Chrome Raised	
			Insert, Air Bottle Compt - Rubber Matting	
233	0004225		Ladder, 24' Duo-Safety 900A 2-Section	1
234	0004230		Ladder, 14' Duo-Safety 775A Roof	1
235	0049958		Ladders Btwn Tank & S.Sht, RS, Ext'd Rr, Encl'd Complete, RPH	1
			Door, Material & Finish, Ladder Storage - smooth aluminum	
			Latch, Door Ladder Storage - D-Handle latch	
			Hinge Location - Left Side	
236	0733387		Ladder, 10' Duo-Safety Folding 585A	1
237	0602877		Pike Pole, Pumper, Provided by Fire Department, NFPA 2016	1
			Pike Pole Make/Model - Duo-Safety 10' Pike Pole	
238	0760175		Tube, Pike Pole 8' or Longer, Btwn Tank & S.Sht Ladder Storage	1
			Qty, Pike Poles - 1	
			Location, Left Side, Right Side - Right Side	
			Width, Notch, Pike Pole Tube - .75", Standard Notch	
239	0602875		Pike Pole, 6', Pumper, Provided by Fire Department, NFPA 2016	1
			Pike Pole Make/Model - Duo-Safety 6' Pike Pole	
240	0760247		Tube, Pike Pole 6', Btwn Tank & S.Sht Ladder Storage	1
			Qty, Pike Poles - 1	
			Location, Left Side, Right Side - Right Side	
			Width, Notch, Pike Pole Tube - .75", Standard Notch	
241	0024388		No Steps Required, Front Of Body	1
242	0592994		Steps, Folding, Rear of Body, w/LED, Trident	1
			Coating, Step - black	
243	0007545		Pump House, Side Control, 45", Control Zone	1
244	0037731		Pump House Structure, Raised, Included with Ladder Storage	1
245	0004425		Pump, Waterous, CSU, 1500 GPM, Single Stage	1
246	0004481		Seal, Grafoil, Waterous	1
247	0559769		Trans, Pump, Waterous C20 Series	1
248	0635600		Pumping Mode, Stationary Only	1
249	0605126		Pump Shift, Air Mnl Override, Split Shaft, Interlocked, Waterous	1
250	0003148		Transmission Lock-up, EVS	1
251	0004547		Auxiliary Cooling System	1
252	0014486		Not Required, Transfer Valve, Stage Pump	1
253	0746501		Valve, Relief Intake, Elkhart	1
			Qty - 1	
			Pressure Setting - 125 psig	
			Intake Relief Valve Control - Behind Right Side Pump Panel	
254	0794959		Controller, Pressure, Pierce, Pump Boss, PBA300	1
255	0072153		Primer, Trident, Air Prime, Air Operated	1
256	0780364		Manuals, Pump, (2) Total, Electronic Copies	1
257	0602512		Plumbing, Stainless Steel and Hose, Single Stage Pump, Control Zone	1
258	0795135		Plumbing, Stainless Steel, w/Foam System	1
259	0004645		Inlets, 6.00" - 1250 GPM or Larger Pump	1
260	0014650		Pump Suction Tube(s), Short, All	1
261	0755923		Valve, Ball Intake, Akron Revolution	2
			Location - both main inlets	
			Qty - 2	
			Connection, Inlet, Side B - 4.50" MNST with a cap	
			Connection, Outlet, Side A - 6.0" FNST swivel long handle	
			Ball Intake Valve - 7982 (30 degree swivel inlet)	
262	0004646		Cap, Main Pump Inlet, Long Handle, NST, VLH	1
263	0084610		Valves, Akron 8000 series- All	1
264	0016158		Valve, Inlet(s) Recessed, Side Cntrl, "Control Zone"	1
			Qty, Inlets - 1	
265	0004700		Control, Inlet, at Valve	1
266	0004660		Inlet (1), Left Side, 2.50"	1
267	0029147		Not Required, Inlet, Right Side	1
268	0092569		No Rear Inlet (Large Dia) Requested	1
269	0064116		No Rear Inlet Actuation Required	1
270	0092696		Not Required, Cap, Rear Inlet	1
271	0009648		No Rear Intake Relief Valve Required on Rear Inlet	1

Line	Option	Type	Option Description	Qty
272	0092568		No Rear Auxiliary Inlet Requested	1
273	0563738		Valve, .75" Bleeder, Aux. Side Inlet, Swing Handle	1
274	0029043		Tank to Pump, (1) 3.00" Valve, 3.00" Plumbing	1
275	0004905		Outlet, Tank Fill, 1.50"	1
276	0062133		Control, Outlets, Manual, Pierce HW if applicable	1
277	0004940		Outlet, Left Side, 2.50"	2
			Qty, Discharges - 02	
278	0005091		Elbow, Left Side Outlets, 45 Degree, 2.50" FNST x 2.50" MNST, VLH	1
279	0092570		Not Required, Outlets, Left Side Additional	1
280	0035094		Not Required, Elbow, Left Side Outlets, Additional	1
281	0004945		Outlet, Right Side, 2.50"	1
			Qty, Discharges - 01	
282	0025091		Elbow, Right Side Outlets, 45 Degree, 2.50" FNST x 2.50" MNST, VLH	1
283	0092571		Not Required, Outlets, Right Side Additional	1
284	0089584		Not Required, Elbow, Right Side Outlets, Additional	1
285	0005047		Outlet, 4" w/4" Right, Handwheel	1
			Valve, Brand - Akron	
286	0005094		Elbow, Large Dia Outlet, 30 Deg, 4.00" FNST x 4.00" Storz	1
287	0649939		Outlet, Front, 1.50" w/2" Plumbing	1
			Fitting, Outlet - 1.50" NST with 90 degree swivel	
			Drain, Front Outlet - Automatic	
			Location, Front, Single - top of right bumper	
288	0004995		Outlet, Rear, 2.50"	1
			Qty, Discharges - 01	
			Location, Outlet - b) left side	
289	0045091		Elbow, Rear Outlets, 45 Degree, 2.50" FNST x 2.50" MNST, VLH	1
290	0092574		Not Required, Outlet, Rear, Additional	1
291	0085695		Not Required, Elbow, Rear Outlets, Large, Additional	1
292	0092573		Not Required, Outlet, Hose Bed/Running Board Tray	1
293	0752097		Caps/Plugs for 1.00" to 3.00" Discharges/Inlets, Chain	1
294	0563739		Valve, 0.75" Bleeder, Discharges, Swing Handle	1
295	0005065		Outlet, 3.00" Deluge Riser	1
296	0543605		Monitor, Akron 3431 Hi-Riser and 4" storz Inlet Grd Base	1
			Monitor Finish - Painted by OEM	
297	0501504		Nozzle, Akron 2499, Quad Tips, 3488 and 5160 Manual Fog	1
298	0071580		Deluge Mount, 3" ANSI 4 Bolt Flange S/S	1
299	0723726		Speedlay Module Not Required	1
300	0722432		Hose Restraint Not Required, No Speedlay Module	1
301	0723395		Speedlays, Not Required	1
302	0723394		Speedlays, Not Required	1
303	0029167		Crosslays Sngl Sheet Unpainted, (2+) 1.50", Std. Cap	2
			Qty, Crosslays - 2	
304	0029196		Not Required, 2.50" Crosslay	1
305	0623374		Hose Restraint, Crosslays, 2" Nylon Web, Seat Belt Buckle, Tether, Bar, Sides	2
			Qty, - 02	
			Color, Strap - Red	
306	0029260		Not Required, Speedlays	1
307	0750536		Hose Restr, Spdly, Not Required, No Spdly	1
308	0615255		Cover, Crosslay, 3/16" Alum Treadplate, Front Hinge	1
			Stay arm, Tray Cover - a) Mech Stay Arm	
309	0019853		Crosslays, 8.00" Lower Than Standard - Control Zone w/9.00" Raised PH	1
310	0005248		Reel, Booster - Rear Compt., Steel, Roll-up Door	1
			Finish, Reel - Painted Gray	
311	0005279		Switch, Reel Rewind - One at Reel	1
312	0005300		Hose, Booster - 150' of 1.00"/800 PSI	1
313	0005244		Capacity, Hose Reel 200' of 1"	1
314	0007428		Nozzle for Booster Reel Not Req'd	1
315	0624939		Foam Sys, Husky 3, Single Agent, Multi Select Feature	1
			Discharge, Foam Locations - Front Bumper Center, Rear Outlet Left	
			Side, Crosslay Front and Crosslay Rear	
316	0012126		Not Required, CAF Compressor	1
317	0592527		Refill, Foam Tank, Integral, Husky 3	1

Line	Option	Type	Option Description	Qty
318	0031896		Demonstration, Foam System, Dealer Provided	1
319	0022539		Foam Cell, 20 Gallon, Reduce Water	1
			Type of Foam - Class "A"	
320	0697589		Drain, 1.00", Foam Tank #1, Husky 3 Foam System, Quarter Turn	1
321	0091079		Not Required, Foam Tank #2	1
322	0091112		Not Required, Foam Tank #2 Drain	1
323	0738072		Approval Dwg, Pump Panel(s), Not Required	1
324	0032479		Pump Panel Configuration, Control Zone	1
325	0629252		Material, Pump Panels, Side Control Black Vinyl	1
			Material Finish, Pump Panel, Side Control - Black Vinyl	
			Material, Pump Panel, Side Control - Aluminum	
326	0721776		Panel, Pump Access - Right Side, Hinged, Side Control	1
			Hinge Location - Top	
			Latch, Pump Panel Access, Side Mount - Flush Trigger, Chrome	
327	0583824		Light, Pump Compt, Wln 3SC0CDCR LED White	1
			Qty, - 01	
328	0586382		Gauges, Engine, Included With Pressure Controller	1
329	0005601		Throttle, Engine, Incl'd w/Press Controller	1
330	0739224		Indicator Light @ Pump Panel, Throttle Ready, Incl w/Pressure Gov/Throttle, Green	1
331	0549333		Indicators, Engine, Included with Pressure Controller	1
332	0745568		Indicator Light, Pump Panel, Ok To Pump, Green	1
333	0511078		Gauges, 4.00" Master, Class 1, 30"-0-600psi	1
334	0511100		Gauge, 2.00" Pressure, Class 1, 30"-0-400psi	1
335	0062586		Gauge, Water Level, Class 1, Pierce Std	1
336	0062992		Gauge, Foam Level, (1) Tank, Class 1, GAAAR 5lt	1
337	0593161		Light Shield, S/S LED	1
338	0606697		Air Horns, (2) Grover, In Bumper	1
339	0606835		Location, Air Horns, Bumper, Each Side, Outside Frame, Outboard (Pos #1 & #7)	1
340	0016065		Control, Air Horn, Horn Ring, PS Chrome Push Button	1
341	0525667		Siren, Wln 295SLSA1, 100 or 200 Watt	1
342	0510206		Location, Elect Siren, Recessed Overhead In Console	1
			Location, Elec Siren - Overhead, DS Center Sw Pnl	
343	0076156		Control, Elec Siren, Head Only	1
344	0601306		Speaker, (1) Wln, SA315P, w/Pierce Polished Stainless Steel Grille, 100 watt	1
			Connection, Speaker - siren head	
345	0601565		Location, Speaker, Frt Bumper, Recessed, Center (Pos 4)	1
346	0895310		Siren, Federal Q2B	1
			Finish, Q2B Siren - Chrome	
347	0006095		Siren, Mechanical, Mounted Above Deckplate	1
			Location, Siren, Mech - a) Left	
348	0748305		Control, Mech Siren, Multi Select	1
349	0895055		Control Mech Siren, Ft Sw RS, Interlock	1
			Control, Interlocks - Prk Brk Released	
350	0895056		Control Mech Siren, Ft Sw LS, Interlock	1
			Control, Interlocks - Prk Brk Released	
351	0740391		Sw, Siren Brake, Momentary Chrome Push Button, RS	1
352	0746353		Not Required, Warning Lights Intensity	1
353	0605202	SP	Lightbar, Wln, Freedom IV-Q, 81", RRRBRWR____RWRBRRR	1
			Filter, Whl Freedom Ltbrs - No Filters	
354	0898734		Light, Front Zone, Wln M6** M6** M6** M6** Q Bzl	1
			Color, Lens, LED's - Clear	
			Color, Lt DS Frnt Outside - Left Red	
			Color, Lt PS Frnt Outside - Right Red	
			Color, Lt DS Frnt Inside - Left Blue	
			Color, Lt PS Frnt Inside - Right Blue	
			Color, Q Bezel and Trim - Polished Chrome	
355	0653937		Flasher, Headlight Alternating	1
			Headlt flash deactivation - a)w/high beam	
356	0898752		Lights, Side Zone Lower, Wln M6#, M6#, M6# Split Color 6Lts	1
			Location, Lights Mid - behind crew cab doors	
			Location, Lights Rear - over rear wheels	
			Location, Lights Front Side - b)each side bumper	

Line	Option	Type	Option Description	Qty
356			Color, Trim - Chrome Trim	
			Color, Lt Side Frnt RS Cmb - Red Blue	
			Color, Lt Side Frnt LS Cmb - Red Blue	
			Color, Lt Side Mid LS Cmb - Red/Blue	
			Color, Lt Side Mid RS Cmb - Blue Red	
			Color, Lt Side Rear RS Cmb - Red Blue	
			Color, Lt Side Rear LS Cmb - Red Blue	
357	0564655		Lights, Rear Zone Lower, Wln M6*C LED, Clear Lens, For Tail Lt Housing	1
			Color, Lt DS Rear - r) DS Rear Lt Red	
			Color, Lt PS Rear - b) PS Rear Lt Blue	
358	0088745		Light, Rear Zone Up, Wln L31HRFN LED Beacon, Red LED	1
			Color, Dome, Rear Warning - j) both domes clear	
359	0006551		Not Required, Lights, Rear Upper Zone Blocking	1
360	0006615		Mtg, Rear Warn Lts, On Top of Compt	1
361	0791528		Light, Traffic Directing, Wln TAL65, 36.00" Long, TACTL5	1
			Activation, Traffic Dir L - Not Connected	
362	0551728		Location, Traf Dir Lt, Recessed with S/S Trim	1
363	0530282		Location, Traf Dir Lt Controller, Overhead Switch Panel DS Right End	1
364	0780392		Receptacle Strip, 15A 120V 7-Place 90 Deg, FEL99089, Protect Metal Housing, Int	1
			Qty, - 1	
			Location 1 - forward facing EMS cabinet in the cab	
			AC Power Source - Shoreline	
365	0519934		Not Required, Brand, Hydraulic Tool System	1
366	0649753		Not Required, PTO Driven Hydraulic Tool System	1
367	0007150		Bag of Nuts and Bolts	1
			Qty, Bag Nuts and Bolts - 1	
368	0602516		NFPA Required Loose Equipment, Pumper, NFPA 2016, Provided by Fire Department	1
369	0602407		Soft Suction Hose, Provided by Fire Department, Pumper NFPA 2016 Classification	1
370	0027023		No Strainer Required	1
371	0602538		Extinguisher, Dry Chemical, Pumper NFPA 2016 Class, Provided by Fire Department	1
372	0602360		Extinguisher, 2.5 Gal. Pressurized Water, Pumper NFPA 2016, Provided by Fire Dept	1
373	0602679		Axe, Flathead, Pumper NFPA 2016 Classification, Provided by Fire Department	1
374	0602667		Axe, Pickhead, Pumper NFPA 2016 Classification, Provided by Fire Department	1
375	0741569		Paint Process / Environmental Requirements, Appleton	1
376	0709846		Paint, Two-Tone Color, Velocity/Impel	1
			Paint Color, Upper Area, Predefined - #10 White	
			Shield, Cab - Standard Shield	
			Paint Color, Lower Area, Predefined - #90 Red	
			Paint Break, Cab - Standard Two-Tone Cab Break	
377	0709845		Paint, Single Color, Body	1
			Paint, Body - Match Lower Cab	
378	0646897		Paint Chassis Frame Assy, E-Coat, Standard	1
			Paint Color, Frame Assembly, Predefined - Standard Black	
379	0693797		No Paint Required, Aluminum Front Wheels	1
380	0693792		No Paint Required, Aluminum Rear Wheels	1
381	0733739		Paint, Axle Hubs	1
			Paint, Axle Hub - Lower Job Color	
382	0007230		Compartment, Painted, Spatter Gray	1
383	0544129		Reflective Band, 1"-6"-1"	1
			Color, Reflect Band - A - i) gold	
			Color, Reflect Band - B - l) white	
			Color, Reflect Band - C - ze) gold	
384	0510041		Reflective across Cab Face, Imp/Vel	1
385	0536954		Stripe, Chevron, Rear, Diamond Grade, Pumper	1
			Color, Rear Chevron DG - fluorescent yellow	
386	0027341		Jog, In Reflective Stripe, Single or Multiple	1
			Qty, - 1	
387	0065687		Stripe, Reflective, Cab Doors Interior	1
			Color, Reflective - a) white	
388	0067298		Stripe, Gold Leaf, Across Cab Face	1
389	0680372		Stripe, Gold Leaf, Cab Sides, IPO Chrome Molding	1

Line	Option	Type	Option Description	Qty
390	0027372		Lettering Specifications, (GOLD STAR Process)	1
391	0686428		Lettering, Gold Leaf, 3.00", (41-60)	1
392	0686038		Outline, Lettering - Outline and Shade Lettering, Reflective, 2.00", (61-80)	1
393	0684181		Outline, Lettering - Outline and Shade Emblem, Maltese Cross, Reflective, 24"-26", Pair Qty, - 01	1
394	0772003		Location, Emblem - LS1/RS1 rool up doors to match photos Manual, Fire Apparatus Parts, USB Flash Drive, Custom Qty, - 01	1
395	0772037		Manual, Chassis Service, USB Flash Drive, Custom Qty, - 01	1
396	0773381		Manual, Chassis Operation, (1) USB Flash Drive, Custom	1
397	0030008		Warranty, Basic, 1 Year, Apparatus, WA0008	1
398	0611136		Warranty, Chassis, 3 Year, Velocity/Impel, WA0284	1
399	0696698		Warranty, Engine, Cummins, 5 Year, WA0181	1
400	0684953		Warranty, Steering Gear, Sheppard M110, 3 Year WA0201	1
401	0595767		Warranty, Frame, 50 Year, Velocity/Impel, Dash CF, WA0038	1
402	0595698		Warranty, Axle, 3 Year, TAK-4, WA0050	1
403	0733306		Warranty, Single Axle, 5 Year, Meritor, General Service, WA0384	1
404	0652758		Warranty, ABS Brake System, 3 Year, Meritor Wabco, WA0232	1
405	0019914		Warranty, Structure, 10 Year, Custom Cab, WA0012	1
406	0744240		Warranty, Paint, 10 Year, Cab, Pro-Rate, WA0055	1
407	0524627		Warranty, Electronics, 5 Year, MUX, WA0014	1
408	0695416		Warranty, Pierce Camera System, WA0188	1
409	0647720		Warranty, Pierce LED Strip Lights, WA0203	1
410	0046369		Warranty, 5-year EVS Transmission, Standard Custom, WA0187	1
411	0685945		Warranty, Transmission Cooler, WA0216	1
412	0688798		Warranty, Water Tank, Lifetime, UPF, Poly Tank, WA0195	1
413	0596025		Warranty, Structure, 10 Year, Body, WA0009	1
414	0693126		Warranty, AMDOR, Roll-up Door, 10 Year/5 Year Painted, WA0185	1
415	0734463		Warranty, Pump, Waterous, 7 Year Parts, WA0382	1
416	0648675		Warranty, 10 Year S/S Pumbing, WA0035	1
417	0657990		Warranty, Foam System, Husky 3, WA0231	1
418	0595820		Warranty, Paint, 10 Year, Body, Pro-Rate, WA0057	1
419	0595421		Warranty, Goldstar, 3 Year, Apparatus, WA0018	1
420	0683627		Certification, Vehicle Stability, CD0156	1
421	0736237		Certification, Engine Installation, Velocity, Cummins X12, 2021, CD0171	1
422	0686786		Certification, Power Steering, CD0098	1
423	0667417		Certification, Cab Integrity, Velocity FR, CD0009	1
424	0548950		Certification, Cab Door Durability, Velocity/Impel, CD0001	1
425	0548967		Certification, Windshield Wiper Durability, Impel/Velocity, CD0005	1
426	0667411		Certification, Electric Window Durability, Velocity/Impel FR, CD0004	1
427	0549273		Certification, Seat Belt Anchors and Mounting, Imp/Vel/Vel SLT, CD0018	1
428	0735950		Certification, Cab HVAC System Perf, Vel/Imp FR, CD0166/CD0168/CD0176/CD0177	1
429	0545073		Amp Draw Report, NFPA Current Edition	1
430	0002758		Amp Draw, NFPA/ULC Radio Allowance	1
431	0799248		Appleton/Florida BTO	1
432	0000018		PUMPER, 2ND GEN	1
433	0000012		PIERCE CHASSIS	1
434	0004713		ENGINE, OTHER	1
435	0046396		EVS 4000 Series TRANSMISSION	1
436	0020011		WATEROUS PUMP	1
437	0020009		POLY TANK	1
438	0028048		FOAM SYSTEM	1
439	0020006		SIDE CONTROL	1
440	0020007		AKRON VALVES	1
441	0020015		ABS SYSTEM	1
442	0658751		PUMPER BASE	1

CITY OF PRYOR CREEK
BALANCE SHEET
OCTOBER 31, 2021

CAPITAL OUTLAY RESERVE FUND

ASSETS

45-000-1010 CASH IN COMBINED CASH FUND

552,085.14

TOTAL ASSETS

552,085.14

LIABILITIES AND EQUITY

FUND EQUITY

45-000-3010 FUND BALANCE

399,689.64

UNAPPROPRIATED FUND BALANCE:
REVENUE OVER EXPENDITURES - YTD

152,395.50

BALANCE - CURRENT DATE

152,395.50

TOTAL FUND EQUITY

552,085.14

TOTAL LIABILITIES AND EQUITY

552,085.14

Mayes County, County Clerk
Brittany True-Howard

Printed At: 11:22am
on 11/29/2021

Account Summary 2021-2022

As of 06/30/2022

Account Name	Total Budget	Total Encumbered	Total Unencumbered	Total Warrants	Total Unliquidated	Total Unexpended
1321-2-8210-4110 FIREFIGHTERS PRYOR	\$ 190,525.38	\$ 0.00	\$ 190,525.38	\$ 0.00	\$ 0.00	\$ 190,525.38

use \$ 184,729.³³

Mayes County, County Clerk
Brittany True-Howard

Printed At: 11:22am
on 11/29/2021

Account Summary 2021-2022

As of 06/30/2022

Account Name	Total Budget	Total Encumbered	Total Unencumbered	Total Warrants	Total Unliquidated	Total Unexpended
1321-2-8210-4110 FIREFIGHTERS PRYOR	\$ 190,525.38	\$ 0.00	\$ 190,525.38	\$ 0.00	\$ 0.00	\$ 190,525.38

Use \$ 184,729.³³
per BK Young

LT



We have prepared a quote for you

**Pryor Police Department - New Avigilon
Analytic System with (2) 32TB Servers+
Failover - State Contract SW 1048D - 5 YEAR
WARRANTY**

Quote # 006709
Version 1

Prepared for:

Pryor Police Department

Kevin Tramel
tramelk@pryorcreek.com

Tuesday, December 07, 2021

Pryor Police Department
Kevin Tramel
214 S. Mill St.
Pryor, OK 74361
tramelk@pryorcreek.com

Dear Kevin ,

New Pryor Police Department & Fire Department Buildings Enterprise Video Surveillance System with Advanced Video Analytics - Digi Security Systems State Contract SW1048D

This quote was generated using Digi Security Systems State Contract SW1048D

Please see below quote regarding your request for a advanced analytic surveillance system for the new Pryor Police Department & Fire Department Buildings.

All new Avigilon products come with a 5 YEAR warranty backed by a 1yr Digi workmanship service plan.

Equipment & Software Provided by Digi

- (02) - Avigilon 32TB Analytics Video Servers
 - (01) - 48 Port POE Network Switch with 10G
 - (01) - 24 Port POE Network Switch with 10G
 - (51) - Avigilon ACC7 Enterprise Camera License
 - (25) - Avigilon ACC7 Enterprise Failover Licenses for Failover between servers
 - (03) - 3MP H4 Video Intercom Cameras with Audio/Video + Relay to Unlock Doors - exterior
 - (31) - 8MP Analytics Fisheye Camera with IR & audio capabilities - interior
 - (02) - 4MP Analytics Fixed Domes with IR & Loroue Microphone Audio - interior
 - (01) - Avigilon 4P Encoder with Hidden Camera & Loroue Microphone - interior
 - (01) - 10MP Analytics Dual-Head Dome with IR & Loroue Microphone Audio - interior
 - (06) - 10MP Analytics Dual-Head Domes with IR - exterior
 - (01) - 4MP Analytics Fixed Bullet with IR - exterior
 - (06) - 20MP 360 Multi-Sensor Analytics Corner Mount Cameras with IR - exterior
- Necessary installation materials required to professional mount/install all devices listed above.

SCOPE OF WORK DIGI:

Digi will install all hardware listed above.

Digi will install all software listed above.

Digi will commission, program & test all hardware components listed above.

11333 East 51st Place
Tulsa, OK 74146
www.digiss.com
(918) 824-2520



DIGI
SECURITY SYSTEMS

Digi will commission, program & test all software components listed above including analytics, failover, users, etc.

Digi will provide partner with end-user training on new system

Digi will provide necessary cabling to audio microphones including signal & power.

SCOPE OF WORK CLIENT:

Client will provide all necessary pathways & Cat6 cabling to all cameras.

Client will need to provide access to all areas necessary for completion of this project.

Client will need to provide network connectivity for remote monitoring of the system.


Client will need to provide network cabinet space for installation of appliance and accessories.

Client will need to provide rack for rack mountable equipment.

Client will need to provide UPS backup power system.

Josh Herron
President
Digi Security Systems - Tulsa

Avigilon Enterprise IP Video Solution

Product Details	Suggested Price	Discount Amount	State Contract Price	Qty	Ext. Contract Price
NVR4X-STD-32TB-NA NVR4X Standard 32TB 2U Rack Mnt, Windows 10, NA	\$16,749.00	\$5,359.68	\$11,389.32	2	\$22,778.64
ACC7-ENT ACC 7 Enterprise Edition camera license	\$295.80	\$94.66	\$201.14	50	\$10,057.00
ACC7-ENT-FO ACC 7 Enterprise Edition camera failover license	\$45.90	\$14.69	\$31.21	25	\$780.25
3.0C-H4VI-RO1-IR Avigilon Video Door Station	\$1,196.46	\$382.87	\$813.59	3	\$2,440.77
H4VI-AC-RELY1 Safety Relay for H4 Video Intercom	\$122.40	\$39.17	\$83.23	3	\$249.69
H4VI-MT-SURF1 Surface mount adapter for H4 Video Intercom	\$229.50	\$73.44	\$156.06	3	\$468.18
H4VI-WARR-EXTEN D-2YR Extended Warranty for H4 Video Intercom, 2 years extension	\$234.60	\$75.07	\$159.53	3	\$478.59
8.0C-H5A-FE-DO1-IR 8.0 MP, H5A Fisheye Dome Camera, LightCatcher, Day/Night, WDR, 1.41mm f/2.0, Next-Generation Analytics, Integrated IR	\$790.50	\$252.96	\$537.54	31	\$16,663.74
 H5A-FE-MT-NPTA1 NPT Adapter For H5A Fisheye Dome Camera (H5A-FE-DO)	\$62.42	\$19.97	\$42.45	9	\$382.05
10.0C-H5DH-DO1-IR 2x 5MP, H5A Dual Head camera, Outdoor	\$1,580.00	\$505.60	\$1,074.40	7	\$7,520.80
H5DH-DO-JBOX1 Optional junction box mounting adapter	\$93.64	\$29.96	\$63.68	1	\$63.68

Avigilon Enterprise IP Video Solution

Product Details	Suggested Price	Discount Amount	State Contract Price	Qty	Ext. Contract Price
H5DH-MT-NPTA1 Optional pendant NPT mounting adapter	\$62.42	\$19.97	\$42.45	1	\$42.45
ENC-4P-H264 4-Port H.264 Analog Video Encoder with 4 audio support	\$358.94	\$114.86	\$244.08	1	\$244.08
ENC-4P-BRK1U 1U Bracket for (3) 4 Port Encoders	\$41.40	\$13.25	\$28.15	1	\$28.15
4.0C-H5A-D1-IR 4.0 MP WDR, LightCatcher, Day/Night, Indoor Dome, 3.3-9mm f/1.3 P-iris lens, Integrated IR, Next-Generation Analytics	\$1,032.08	\$330.27	\$701.81	2	\$1,403.62
4.0C-H5A-BO1-IR 4.0 MP WDR, LightCatcher, 3.3-9mm f/1.3 P-iris lens, Integrated IR, Next-Generation Analytics	\$1,188.30	\$380.26	\$808.04	1	\$808.04
H4-BO-JBOX1 Junction box for the H4A HD Bullet, H4SL HD Bullet, or H4 Thermal cameras.	\$93.64	\$29.96	\$63.68	1	\$63.68
20C-Corner Mount-360 Bundle-IR 20C - 360 Camera, Pendant Adapter, Dome Cover, Wall Mount, Corner Mount & 60 W POE Injector	\$3,209.63	\$1,027.09	\$2,182.54	6	\$13,095.24
20C-H4A-4MH-360 4x 5 MP, WDR, LightCatcher" M, 2.8mm, Camera Only		\$699.15			
H4AMH-AD-PEND1 Outdoor pendant mount adapter, must order one of IRPTZ—MNT—WALL1 or IRPTZ—MNT—NPTA1 and one of H4AMH—DO—COVR1 or H4AMH—D		\$53.27			



Avigilon Enterprise IP Video Solution

Product Details	Suggested Price	Discount Amount	State Contract Price	Qty	Ext. Contract Price
POE-INJ2-60W-NA Single port Gigabit PoE++ 60W, North American power cord included.		\$49.94			
IRPTZ-MNT-WALL1 Mount, Pend wall, IR PTZ		\$31.63			
H4AMH-AD-IRIL1 Optional IR illuminator ring, up to 30m (100ft), for use with H4AMH DO COVR1		\$109.87			
H4-MT-CRNR1 Corner mount adapter for use with H4A-MT-WALL1, H4-BO-JBOX1, H4SL, H4F and H4 PTZ cameras.		\$29.96			
H4AMH-DO-COVR1 Dome bubble and cover, for outdoor surface mount or pendant mount, clear.		\$53.27			
H4AMH-WARR-EXTEN D-2YR H4 Multisensor 2 Years Extended Warranty	\$387.60	\$124.03	\$263.57	8	\$2,108.56
DIGI-48-HP-POE-10G Digi Professional Installation Materials - 48 Port POE Switch with 10G Uplinks	\$3,000.00	\$600.00	\$2,400.00	1	\$2,400.00
DIGI-24-HP-POE-10G Digi Professional Installation Materials - 24 Port POE Switch with 10G Uplinks	\$2,400.00	\$480.00	\$1,920.00	1	\$1,920.00
DSS-INST-CAM-IN-JAIL Digi Professional Installation Materials - Indoor Camera Jail	\$135.00	\$60.00	\$75.00	35	\$2,625.00
DSS-INST-CAM-OUT-JAIL Digi Professional Installation Materials - Outdoor Camera Jail	\$185.00	\$87.00	\$98.00	16	\$1,568.00

11333 East 51st Place
Tulsa, OK 74146
www.digiss.com
(918) 824-2520



DIGI
SECURITY SYSTEMS

Avigilon Enterprise IP Video Solution

Product Details		Suggested Price	Discount Amount	State Contract Price	Qty	Ext. Contract Price
DSS-PRO-MAT	Digi Professional Installation Materials - (4) Louroe Microphones + (1) Hidden Camera + Cable + Power + Conn	\$1,650.00	\$330.00	\$1,320.00	1	\$1,320.00
TECH-LABOR	TECH (FIRE AND SECURITY)	\$120.00	\$36.00	\$84.00	135	\$11,340.00
SENIOR TECH (FIRE & SECURITY)	SENIOR TECH (FIRE & SECURITY)	\$120.00	\$31.00	\$89.00	135	\$12,015.00

Subtotal: \$112,865.21

Pryor Police Department - New Avigilon Analytic System with (2) 32TB Servers+ Failover - State Contract SW 1048D - 5 YEAR WARRANTY

Prepared by:

Digi Security Systems - Tulsa

Josh Herron
918-864-1861
Josh@digiss.com

Prepared for:

Pryor Police Department

214 S. Mill St.
Pryor, OK 74361
Kevin Tramel
(918) 810-5924
tramelk@pryorcreek.com

Quote Information:

Quote #: 006709

Version: 1
Delivery Date: 12/06/2021
Expiration Date: 03/04/2022

Quote Summary

Description	Amount
Avigilon Enterprise IP Video Solution	\$112,865.21
Subtotal:	\$112,865.21
Shipping:	\$463.75
Total:	\$113,328.96

This quotation does not include applicable taxes unless specifically listed above. Acceptance of this quote or any purchase order generated as a result of this quote indicates acceptance of the Digi standard terms and conditions. The Digi standard terms and conditions can be found at www.digiss.com or a copy may be requested from your Digi representative. This proposal is valid for 30 days. Conduit, back boxes and hangers are excluded from this proposal unless specifically listed above. All 120v work is excluded from this proposal unless specifically listed. Any and all painting and patching is excluded. Asbestos work of any kind is excluded from this proposal. No cost for any required abatement is included in this proposal. Any cancellation or returns may be subject to a restocking fee and other charges, for which the Purchaser shall be responsible.

Digi Security Systems - Tulsa

Pryor Police Department

Signature: _____

Name: Josh Herron


Title: President

Date: 12/06/2021

Signature: _____

Name: Kevin Tramel

Date: _____



PRYOR, CITY OF

12/02/2021

12/02/2021

PRYOR, CITY OF
PO BOX 1167
PRYOR, OK 74362

Dear James Willyard,

Motorola Solutions is pleased to present PRYOR, CITY OF with this quote for quality communications equipment and services. The development of this quote provided us the opportunity to evaluate your requirements and propose a solution to best fulfill your communications needs.

This information is provided to assist you in your evaluation process. Our goal is to provide PRYOR, CITY OF with the best products and services available in the communications industry. Please direct any questions to Carl Wilson at carl@muskogeecomm.org.

We thank you for the opportunity to provide you with premier communications and look forward to your review and feedback regarding this quote.

Sincerely,

Carl Wilson

Motorola Solutions Manufacturer's Representative

Billing Address:
 PRYOR, CITY OF
 PO BOX 1167
 PRYOR, OK 74362
 US

Quote Date:12/02/2021
 Expiration Date:01/01/2022
 Quote Created By:
 Carl Wilson
 carl@muskogeecomm.org

End Customer:
 PRYOR, CITY OF
 James Willyard
 willyardj@pryorcreek.com

Summary:

Any sales transaction resulting from Motorola's quote is based on and subject to the applicable Motorola Standard Terms and Conditions, notwithstanding terms and conditions on purchase orders or other Customer ordering documents. Motorola Standard Terms and Conditions are found at www.motorolasolutions.com/product-terms.

Line #	Item Number	Description	Qty	List Price	Sale Price	Ext. Sale Price
APX™ Consolette						
1	L37TSS9PW1AN	ALL BAND CONSOLETTTE	6	\$9,551.00	\$6,972.23	\$41,833.38
1a	L998AB	ADD: LIMITED FRONT PANEL W/CLOCK/VU	6	\$528.00	\$385.44	\$2,312.64
1b	GA00469AA	ENH:EXTENDED DISPATCH APX CONSOLETT	6	\$550.00	\$401.50	\$2,409.00
1c	QA05751AA	ADD: NO ENCRYPTION, CLEAR RADIO (NO ADP) (US ONLY)	6	\$0.00	\$0.00	\$0.00
1d	G806BL	ENH: ASTRO DIGITAL CAI OP APX	6	\$567.00	\$413.91	\$2,483.46
1e	CA01598AB	ADD: AC LINE CORD US	6	\$0.00	\$0.00	\$0.00
1f	G51AT	ENH:SMARTZONE	6	\$1,650.00	\$1,204.50	\$7,227.00
1g	GA05508AA	DEL: DELETE VHF BAND	6	-\$800.00	-\$584.00	-\$3,504.00
1h	G78AR	ADD: 3Y ESSENTIAL SERVICE	6	\$176.00	\$176.00	\$1,056.00
1i	GA05509AA	DEL: DELETE UHF BAND	6	-\$800.00	-\$584.00	-\$3,504.00



Any sales transaction following Motorola's quote is based on and subject to the terms and conditions of the valid and executed written contract between Customer and Motorola (the "Underlying Agreement") that authorizes Customer to purchase equipment and/or services or license software (collectively "Products"). If no Underlying Agreement exists between Motorola and Customer, the Motorola's Standard Terms of Use and Motorola's Standard Terms and Conditions of Sales and Supply shall govern the purchase of the Products.
 Motorola Solutions, Inc.: 500 West Monroe, United States - 60661 - #: 36-1115800

Line #	Item Number	Description	Qty	List Price	Sale Price	Ext. Sale Price
1j	G361AH	ENH: P25 TRUNKING SOFTWARE APX	6	\$330.00	\$240.90	\$1,445.40
1k	QA00205AH	ADD: DATA LINK MANAGER APP CD- MOBILES	6	\$0.00	\$0.00	\$0.00
2	HKN6233C	APX CONSOLETTTE RACK MOUNT KIT	6	\$200.00	\$146.00	\$876.00
3	RMN5070A	DESKTOP MIC (GCAI)	6	\$172.00	\$125.56	\$753.36
Grand Total				\$53,388.24(USD)		

Notes:

- Unless otherwise noted, this quote excludes sales tax or other applicable taxes (such as Goods and Services Tax, sales tax, Value Added Tax and other taxes of a similar nature). Any tax the customer is subject to will be added to invoices.



Purchase Order Checklist

Marked as PO/ Contract/ Notice to Proceed on Company Letterhead
(PO will not be processed without this)

PO Number/ Contract Number

PO Date

Vendor = Motorola Solutions, Inc.

Payment (Billing) Terms/ State Contract Number

Bill-To Name on PO must be equal to the *Legal* Bill-To Name

Bill-To Address

Ship-To Address (If we are shipping to a MR location, it must be documented on PO)

Ultimate Address (If the Ship-To address is the MR location then the Ultimate Destination address must be documented on PO)

PO Amount must be equal to or greater than Order Total

Non-Editable Format (Word/ Excel templates cannot be accepted)

Bill To Contact Name & Phone # and EMAIL for customer accounts payable dept

Ship To Contact Name & Phone #

Tax Exemption Status

Signatures (As required)



100 Innovation Place
Lexington, SC 29072, USA
1-800-310-7045, x3605
1-803-358-3605
IS@avtecinc.com

Purchasing Contact

Name: James Willyard
Account: Pryor Creek, OK PD
Address: 1651 North Yourk
City, State: Muskogee, Oklahoma 74403
Phone: (918) 825-1212
Email: willyardj@pryorcreek.org
Project Name: Pryor Creek PD, OK
Requested Install Date:

Quote Number: Q-12970
Quote Date: 12/6/2021 11:28 AM
Quote Valid Through: 1/15/2022
Prepared By: David Bremson

CONSOLE (OPERATOR) POSITION HARDWARE/SOFTWARE

Item #	Qty	Model Number	Description	Unit Price (USD)	Net Price (USD)
1	2.00	SFW-SCOUT-E8-T1-SK	Scout E8 Console - Tier 1 includes a license for a Scout Enterprise Console with Software Audio Package with all features and functionality of Scout EX Console. Scout E8 enables access to maximum of 8 channels concurrently. Includes IRR. Software License version.	\$8,495.00	\$16,990.00
2	2.00	ACC-CPU-DT-WIN10	PC for Scout Console Packages, Dual NICs, MS Windows 10 Professional 64 bit OS	\$1,825.00	\$3,650.00
3	2.00	ACC-TSC-23WS-PC	23" LED touch screen for PC console - 16x9 format	\$2,068.00	\$4,136.00
4	2.00	ACCUSB-FSW-SING	USB PTT Footswitch Accessory, Software Media Workstation	\$301.00	\$602.00
5	2.00	ACCUSB-HJB-NENA	Avtec USB Headset/handset jack box (single jack), Integrates NENA phone at the operators position with Scout. Requires Scout version 4.9 or later running Software Media Workstation.	\$865.00	\$1,730.00
6	2.00	ACCUSB-MIC	Avtec USB PTT Desk Microphone, Scout Software Media Workstation	\$617.00	\$1,234.00
7	4.00	ACCUSB-SPK-1	Avtec USB Single Speaker Kit, Scout Software Media Workstation	\$435.00	\$1,740.00
8	2.00	ACC-HED-BASE-WLS-6W	Plantronics CA12CD Wireless PTT Headset Base. Headset top is sold separately.	\$793.00	\$1,586.00
9	4.00	ACC-HED-TOP-SING-NC	Headset top, Single Ear with noise canceling microphone. Requires base.	\$109.00	\$436.00
10	2.00	ACCUSB-HUB10	10 Port USB Hub, USB3.0	\$75.00	\$150.00
			Subtotal		\$32,254.00

GATEWAYS AND ENDPOINT HARDWARE/SOFTWARE

Item #	Qty	Model Number	Description	Unit Price (USD)	Net Price (USD)
11	1.00	SFW-VPGL0-SK	Redundant VPGate Software License for a maximum of 24 endpoints; up to 12 may be "B" Licenses. Software license version.	\$8,287.00	\$8,287.00
12	2.00	ACC-CPU-STD-2019	1 Rack Unit (1RU) Server Solid State hard drive, Windows 2019 Server OS, TPM 2.0. Requires additional package for monitor, keyboard, etc. (DISP-XXXX)	\$5,675.00	\$11,350.00

Initials _____ / _____

Item #	Qty	Model Number	Description	Unit Price (USD)	Net Price (USD)
13	3.00	OUTPOST-2R	Radio Controller, VoIP, 2 Ports, 12VDC input	\$2,275.00	\$6,825.00
14	3.00	OUTPOST-AC-ADAPT	120 VAC to 12 VDC Power Supply, 1 per Outpost	\$93.00	\$279.00
15	6.00	OUTPOST-RJ-CONN	Connector for OUTPOST Radio port that supports RJ45 cable for 2/4W tone keying and E&M applications.	\$52.00	\$312.00
16	1.00	ACC-NETWK-24P-SFP4	24 Port Gigabit Switch with 4 SFP Ports	\$3,595.00	\$3,595.00
			Subtotal		\$30,648.00

RECOMMENDED SPARE EQUIPMENT

Item #	Qty	Model Number	Description	Unit Price (USD)	Net Price (USD)
17	1.00	OUTPOST-2R	Radio Controller, VoIP, 2 Ports, 12VDC input	\$2,275.00	\$2,275.00
18	1.00	ACC-NETWK-24P-SFP4	24 Port Gigabit Switch with 4 SFP Ports	\$3,595.00	\$3,595.00
			Subtotal		\$5,870.00

Console Equipment, Software, & Licensing Total: \$68,772.00

SERVICES PROVIDED DURING THE WARRANTY PERIOD

Item #	Qty	Model Number	Description	Price Each (USD)	Extended Price (USD)
19	1.00	SCOUTCARE-T1-WARRANTY	ScoutCare Tier 1 services provided during the one year warranty period only. Includes Software Maintenance, Remote Support, and Training.	\$3,791.55	\$0.00
20	1.00	SCOUTCARE HW - WARRANTY	Hardware repair services provided during the one year warranty period.	\$2,063.45	\$0.00
					\$0.00

Avtec products include a 12-month warranty. The warranty covers hardware repairs, software defect fixes, and includes the ScoutCare program of Software Maintenance, Business hours remote support, 24x7 emergency support, and Technical Training. After the warranty period, Customer may renew ScoutCare and as an additional add-on ScoutCare HW.

SHIPPING, HANDLING, AND INSURANCE

Item #	Description	Price Each (USD)	Extended Price (USD)
21	SHIPPING, HANDLING, AND INSURANCE	Pre-Pay & Add	Pre-Pay & Add

PROFESSIONAL SERVICES AND EXPENSES

Service Type	Net Price (USD)
Professional Services	\$10,820.00

Initials _____ / _____

Shipping and Professional Services Subtotal: \$10,820.00

Grand Total: \$79,592.00

Prices shown in USD. Taxes Not Included

Year 1

Item #	Qty	Model Number	Description	Unit Price (USD)	Net Price (USD)
1	1.00	SCOUTCARE-T1	One Additional Year of ScoutCare - Includes no charge software maintenance, 24/7/365 Technical Support, and Web Portal Access.	\$3,791.55	\$0.00
2	1.00	SCOUTCARE-HARDWARE	ScoutCare Hardware Option: Annual Extended Maintenance Program for hardware repairs. ScoutCare is a prerequisite for the Hardware Option to become effective.	\$2,063.45	\$0.00
					\$0.00

Year 2

Item #	Qty	Model Number	Description	Unit Price (USD)	Net Price (USD)
3	1.00	SCOUTCARE-T1	One Additional Year of ScoutCare - Includes no charge software maintenance, 24/7/365 Technical Support, and Web Portal Access.	\$3,791.55	\$3,791.55
4	1.00	SCOUTCARE-HARDWARE	ScoutCare Hardware Option: Annual Extended Maintenance Program for hardware repairs. ScoutCare is a prerequisite for the Hardware Option to become effective.	\$2,063.45	\$2,063.45
					\$5,855.00

Year 3

Item #	Qty	Model Number	Description	Unit Price (USD)	Net Price (USD)
5	1.00	SCOUTCARE-T1	One Additional Year of ScoutCare - Includes no charge software maintenance, 24/7/365 Technical Support, and Web Portal Access.	\$3,791.55	\$3,791.55
6	1.00	SCOUTCARE-HARDWARE	ScoutCare Hardware Option: Annual Extended Maintenance Program for hardware repairs. ScoutCare is a prerequisite for the Hardware Option to become effective.	\$2,063.45	\$2,063.45
					\$5,855.00

Year 4

Item #	Qty	Model Number	Description	Unit Price (USD)	Net Price (USD)
7	1.00	SCOUTCARE-T1	One Additional Year of ScoutCare - Includes no charge software maintenance, 24/7/365 Technical Support, and Web Portal Access.	\$3,791.55	\$3,791.55

Initials _____/_____

Item #	Qty	Model Number	Description	Unit Price (USD)	Net Price (USD)
8	1.00	SCOUTCARE-HARDWARE	ScoutCare Hardware Option: Annual Extended Maintenance Program for hardware repairs. ScoutCare is a prerequisite for the Hardware Option to become effective.	\$2,063.45	\$2,063.45
					\$5,855.00

Year 5

Item #	Qty	Model Number	Description	Unit Price (USD)	Net Price (USD)
9	1.00	SCOUTCARE-T1	One Additional Year of ScoutCare - Includes no charge software maintenance, 24/7/365 Technical Support, and Web Portal Access.	\$3,791.55	\$3,791.55
10	1.00	SCOUTCARE-HARDWARE	ScoutCare Hardware Option: Annual Extended Maintenance Program for hardware repairs. ScoutCare is a prerequisite for the Hardware Option to become effective.	\$2,063.45	\$2,063.45
					\$5,855.00

Grand Total Including ScoutCare:				\$103,012.00	
<i>Prices shown in USD. Taxes Not Included</i>					

ScoutCare covers software maintenance, support services, and training. ScoutCare HW is a separate maintenance plan that provides no cost repairs on Avtec equipment and is only available if the software maintenance plan is purchased. Any ScoutCare coverage contracted at time of System purchase will guarantee no increase in price for the years covered. If ScoutCare coverage lapses, renewal requires a reinstatement fee.

Commercially reasonable efforts have been made to determine end user functionality and exact configuration requirements. Customer is responsible for reviewing and validating configuration. Change orders will be processed for additional out-of-scope material and labor, or other required deviations from quotation.

Notes

Initials _____ / _____

QUOTE TERMS AND CONDITIONS

Terms and Conditions of Offer

- This proposal is based on the requirements provided by the customer. We reserve the right to correct mathematical or other errors in the quotation.
- Final Acceptance of Sales Orders by Avtec, LLC. are subject to approved credit.
- Execution of a Statement of Work (SOW) is required prior to order acceptance, except for product purchases without services that are purchased under an existing Master contract executed by the customer.
- Change Orders must be processed for additional out-of-scope material and labor, or other required deviations from quotation.
- All quotations purchased under NASPO ValuePoint, GSA, or other Master Supply Agreement are subject to the applicable contract's terms and conditions and supersede any conflicting terms listed here.
- NASPO ValuePoint quotations that include Avtec on-site services include 2 labor days per person/per trip for travel to and from the site of performance.
- For any quotations specifying "Prepaid & Add" (PPD&ADD), Avtec pays the transportation charges and adds the charges to the invoice for reimbursement from the Customer.
- Customer shall pay all amounts due Avtec under this Agreement without deduction or offset in United States dollars (USD) by either (i) direct transfer of immediately available funds to Avtec's bank account designated by Avtec from time to time, or (ii) by delivery to Avtec of Customer's check drawn on a bank domiciled in the United States and backed by sufficient funds. Without limiting the generality of the foregoing, in no event may any payment due Avtec be made by credit card without prior express written authorization of Avtec.
- Software licenses purchased to expand an existing system with expired ScoutCare are ineligible for software defect fixes or ScoutCare services, unless ScoutCare is reinstated on the existing System. Contact Sales for additional information.

Taxes, Credit, Warranty, ScoutCare Pricing, and Returns

- **All sales/use taxes and duties are the responsibility of the customer. Quoted prices are exclusive of sales and use taxes.**
- Customer must self-remit use taxes and duties to the proper authorities, excepting Avtec will assess and remit sales and use taxes for Customer's convenience in the following states: AL, AR, AZ, CA, CO, CT, FL, GA, HI, IL, IN, KS, KY, LA, ME, MN, MO, NJ, OK, SC, SD, TN, TX, VA, VT, WA and WI, unless a valid exemption certificate is provided in a timely fashion.
- Where the Customer is required to withhold taxes and duties from payments to Avtec, the Customer is responsible to notify Avtec and to work with Avtec to define method of tax and duty representation on the quote.
- If outstanding payments are past due, no additional credit or services will be extended to the Customer until all past due amounts have been received in full.
- Avtec products include a 1 year hardware and software warranty as well as 1 year of ScoutCare maintenance. ScoutCare starts at system acceptance when Avtec performs implementation services, or 90 days after shipment if customer performs implementation services. See warranty terms for more details.
- Software licenses purchased to expand an existing system with expired ScoutCare are ineligible for software defect fixes or ScoutCare services, unless ScoutCare is reinstated on an existing system. Contact Sales for additional information.
- ScoutCare pricing on this quotation will be honored as a multi-year contractual commitment (up to 4 years from warranty expiration) when executed as part of the original system purchase. The cost for additional years is not included in the Grand Total. Payment may be made at time of initial sale, or annually prior to the expiration of each coverage period. ScoutCare is non-cancellable.
- Hardware returned for reasons other than defects incur a 25% restocking fee. Returned items must be in unused condition and in original packaging. Customer is responsible for return shipping, insurance, and transport charges. Software licenses can only be returned if determined to be materially defective under the terms of the license agreement.

Notes and Design Assumptions

Customer accepts responsibility to procure, configure, install, terminate and test all networking infrastructure and cabling, meeting the supplied Scout specifications, unless otherwise stated in the Scope of Work.

Notice: This system has been configured for IP recording only. In the event analog recording is desired, additional Outpost gateways may be required. Scout supports multiple vendors' radio, telephony, and logging recorder systems via a direct IP interface, with varying capabilities. Visit www.avtecinc.com/scout/integration for more information.

Initials _____/_____

**Pryor Creek, OK PD
STATEMENT OF WORK**

This Statement of Work (the "SOW") is effective as of the date of the last signature hereto (the "Effective Date"), and is entered into by and between Avtec, LLC. ("Avtec") and Pryor Creek, OK PD ("Customer"), pursuant to Proposal Q-12970 entered into by and between Avtec and Customer on ("Agreement"), all terms of which are hereby incorporated herein by reference. Avtec and Customer may be referred to individually as "Party" and collectively as the "Parties."

1. Avtec Project Name: Pryor Creek PD, OK.

2. Description of Services

Avtec shall provide equipment, software, licensing and services to install a Scout dispatch console system in accordance with the Sales Quotation. Services to include project management, system staging, equipment installation, testing, cutover, optimization, and operator training. A table defining which Party has responsibility for various aspects of the Project is attached hereto as **Exhibit A (Products and Services)**.

3. Payment and Milestones

The Products and Services will be provided on a Fixed Price basis in accordance with the Sales Quotation. Avtec shall submit single line invoices to Customer that contain the full Product cost, shipping and applicable sales/use tax pursuant to the terms of this SOW. The total price, not including taxes, is \$79,592.00. The total price shall be invoiced to Customer in accordance with the following milestones:

PROJECT MILESTONES	Fee (US\$)
(100% of Hardware, Software, Licensing, and Shipping) Upon shipment of equipment to the "Ship To" location identified on the Purchase Order Net 30 days from invoice date.	\$68,772.00
(Professional Services) Upon System Acceptance Net 30 days from invoice date.	\$10,820.00
TOTAL	\$79,592.00

1. PO must reference these milestone payments to be accepted by Avtec.
2. If Customer does not issue purchase orders within its ordinary course of business, signing this SOW authorizes Avtec to begin work as outlined in the Sales Quotation and in this SOW. Customer represents and warrants that the total contract amount has been approved and appropriated for this project by its respective trustees, directors, and/or officers.

4. Performance Period

The term of the SOW shall commence on the Effective Date and end concurrently with system Acceptance.

5. Location of Services

Avtec will perform Services at both its factory and Customer's designated work site(s) as necessary to complete Services.

6. System Acceptance Process

"System Acceptance" means the date Customer issues a Certificate of Acceptance to Avtec pursuant to Section 7 of this SOW.

- (1) Evaluation by Customer. Upon delivery and installation of the Products, Customer and Avtec will jointly execute the test procedures outlined in the Acceptance Test Plan. Customer will make a determination as to whether the Products are in accordance with the applicable specifications of this SOW, and will deliver to Avtec a Certificate of System Acceptance (Exhibit C) or a written rejection. Issuance by Customer of its written acceptance of the Products will be deemed a final acceptance of the Products. Any notice of rejection must set forth in reasonable detail the basis for the rejection. In the event of a notice of rejection, Avtec will commence to modify, replace, or correct such non-conformity so that the acceptance criteria are satisfied in accordance to the Acceptance Test Plan.
- (2) Acceptance. Acceptance of the Product or the system shall be deemed to occur on the earlier of (i) the date on which Customer provides written acceptance to Avtec, or (ii) the date which is 30 days from the date of completion of the applicable Milestone, or (iii) Customer continues to use the Products in live production for a period of Thirty (30) days without issuing a Certificate of System Acceptance to Avtec. The Products will be deemed finally accepted and full payment of any outstanding monies owed must be paid in accordance with this SOW.
- (3) Warranty Period. The one (1) year warranty period starts on the first day after Cutover or the same day Customer uses the console system for normal dispatch operations, whichever comes first. Default language. OR
The one (1) year warranty period starts upon system acceptance.
- (4) Technical Support Upon Acceptance. Avtec has agreed to provide 1 year of ScoutCare software maintenance which starts upon Customer's signing of the Certificate of System Acceptance. Prior to written system acceptance, Avtec technical support shall be limited to providing telephone assistance as necessary to cause the licensed Products to perform in accordance with its specifications. Customer is not entitled to bug fixes, patches, software updates, enhancements, new versions or releases until after written system acceptance and full payment of the total price stated in Section 3 of this SOW.

7. Acceptance Test Plan

Initials _____/_____

Upon completion of the Scout system installation, a visual inspection of the installation and an Acceptance test will be performed by an Avtec representative. It shall be witnessed by an authorized Customer representative. Each portion of the Acceptance Test will be marked as either pass or fail in the reasonable discretion of a Customer representative. When a portion of the test is marked passed, it will not be tested again unless effected by software update or change, and as such, the impacted portion of the passed test will be retested unless waived (in writing) by the Customer. Failed portions will be corrected and then retested. Any failed portions that are not critical to live dispatch operations will be added to a punch list of action items to be corrected after final acceptance and will not affect Customer's signing of the Certificate of System Acceptance. The Certificate of System Acceptance shall be executed by both Avtec and Customer upon completion of the Acceptance Test. Upon execution of the Certificate of System Acceptance, Customer agrees to pay in full any unpaid monies owed Avtec under this SOW.

8. Change Order Management

Customer may, at any time by a written order attached hereto as Exhibit B (Change Order), request changes to the general scope of the Services covered by this SOW (a "Change Order"). Avtec must agree to the change in scope and will provide additional pricing and quotes as necessary to meet change request. Each such Change Order shall be deemed effective only after it has been signed by both Parties and will be incorporated into this SOW.

9. Contacts

The following individuals are responsible for the day to day activities of the Project.

	Customer	AVTEC
Name		Abe Gibson
Address		Avtec, LLC. 100 Innovation Place Lexington, SC 29072
Phone		803-358-3412
Email		agibson@avtecinc.com

10. Project Specific Contract Documents

No conflicting commercial terms and conditions in these documents are accepted, nor are any pre-printed purchase order terms and conditions of Customer accepted. All work will be provided in accordance with only the following contract documents (in case of conflict between the contract documents, the contract documents control in their order listed below):

- A. Avtec technical proposal including any exceptions
- B. Avtec standard system documentation, including but not limited to, Project Information Questionnaire, Project Management Plan, Site Survey Report, System Design, and Final Acceptance Test Plan

11. After Receipt of Order

Unless otherwise specified and agreed to in writing, Avtec will complete all deliverables not later than 90 days After Receipt of Order (ARO). Avtec deliverables (such as equipment delivery and/or performance milestones) may be accomplished prior to the ARO date, but Avtec reserves the right to schedule and complete implementation requirements and associated project deliverables up to the specified ARO date.

12. End User License Agreement ("EULA")

Customer's use of any hardware or software products provided to Customer by Avtec shall be subject to the terms and conditions of the EULA attached hereto as "Exhibit D" and incorporated herein. The terms of the EULA shall be effective and binding on the Parties hereto upon execution of this SOW by Customer. If Customer is acquiring a Subscription License, the End User Software License Subscription Agreement is incorporated herein by reference.

IN WITNESS WHEREOF, the Parties hereto each acting with proper authority, and intending to be legally bound, have executed this Statement of Work.

Pryor Creek, OK PD

Avtec, LLC.

Full Name

Full Name

Title

Title

Signature

Signature

Date

Date

EXHIBIT A
Description of Services

1. Installation.

Customer is solely responsible for providing an environment corresponding to the Product's Specifications, including programming and provisioning of radio, telephone, and other connected systems, and that is otherwise suitable for the Product's installation and operation. Without limiting the generality of the foregoing, the site for the Product selected by Customer shall be suitable as to space, temperature, humidity, and the availability of electrical power, cabling, connectivity devices, line protectors, surge protectors, radio and telephone interface wiring, cable pulls, furniture modifications, lighting, single point grounding, and all equipment, software and supplies not included with the Product but required for its installation, operation or use.

2. Pre-Installation Checklist

Avtec and a Customer's representative shall complete a pre-installation checklist fourteen (14) days before the scheduled installation dates. If Customer confirms the site is ready for the installation of Scout, Avtec will schedule travel arrangements. If Customer cancels after providing a written confirmation, Customer will be charged any change fees incurred for travel and \$1,200.00 for rescheduling of the System Integration Engineer (the "SIE"). If the SIE arrives on Customer's work site and finds the site is not ready for installation, the SIE will perform as much work as they can, and then will leave the site to return to Avtec. Customer will be charged for a return trip to the work site, to include additional travel costs, and for any additional days that exceed the number of days quoted to Customer for Avtec to complete installation caused by the delay. Customer shall have a representative on-site during the agreed upon dates to assist in the implementation, installment and testing of the console system.

3. Responsibility Matrix

In addition to responsibilities stated in the Agreement, the following table further defines each Party's responsibility for deliverables of the Project under this SOW. **This Responsibility Matrix shall be interpreted with the proposal to Customer; Avtec is not responsible for providing any service not specifically quoted.** Use of Not Applicable ("N/A") shall designate services not quoted to Customer. "Joint" means all Parties share responsibility. If Avtec does not have a contract with end user for this project, Customer is responsible for end user's compliance with this matrix.

Responsible Party	Description
	1. Project Management Activities
JOINT	1.1. Overall Project Management.
AVTEC	1.2. Project Management for system preparation at Avtec's factory prior to shipping.
JOINT	1.3. Establish and manage project milestones and communication plan requirements for system implementation.
AVTEC	1.4. Coordinate resources for on-site system installation, testing, training and cutover support.
	2. System Design Activities
AVTEC	2.1. Site Survey & Kickoff.
AVTEC	2.2. Screen Building Workshop & Documentation.
AVTEC	2.3. Provide Standard System Documentation including system network diagram, cross-reference of Cable Material, Connectors, to/from information and Avtec Part Numbers for Replacement.
AVTEC	2.4. Provide Customer with requirements for all Avtec Furnished Equipment, including Physical, Environmental, Electrical, Computer and Network Specifications.
	3. Staging – System Configuration
CUSTOMER	3.1. Provide completed Configuration information sheet.
AVTEC	3.2. Load Scout Software.
AVTEC	3.3. Configure Scout System based on Avtec provided Configuration Sheet.
AVTEC	3.4. Develop Acceptance Test Plan (ATP).
AVTEC	3.5. Develop Operator Manual.
	4. Shipping
AVTEC	4.1. Package Equipment for Shipping.
AVTEC	4.2. Ship Equipment per Customer Instructions.
N/A	4.3. Deliver console PCs to Avtec for factory staging prior to shipment.
	5. Installation and Cutover Activities
JOINT	5.1. Review System Capabilities and Operational Requirements.
AVTEC	5.2. Document User Interfaces.
JOINT	5.3. Make Decisions on Console System Configuration.

Initials _____/_____

AVTEC	5.4. Install Avtec Furnished Equipment in Designated Locations.
CUSTOMER	5.5. Label Cables with a Unique Identifier Conforming to Avtec Requirements.
	6. Site Preparation
CUSTOMER	6.1. Environmental – provide adequate physical conditions (including furniture, racks, shelves, etc.), ventilation, heating, and cooling per Scout system requirements. 6.2. Procure, Configure, Install, Terminate and Test all network cabling and radio infrastructure that connects to Scout products. Avtec will only provide cabling between Avtec products.
CUSTOMER	6.3. Wiring and Grounding – Customer is responsible for installation and testing of building wiring and grounding system as required by all applicable building codes, ordinances, regulations, this SOW, and modern industry best practices. Customer is responsible for providing appropriate surge protective devices and grounding for network, power, and telephony. Customer shall provide a tested Demarcation Point for all wiring and console hardware and at all times comply with Avtec's specification. 6.4. Console Equipment- Customer is responsible for the grounding connection between the Customer supplied Demarcation Point and the Junction Block (equipment ground termination point provided by Avtec). Avtec is responsible for running grounding wire from Avtec supplied equipment (MWC, Jack Box, desk microphone, footswitch) to the Junction Block provided by Avtec, and installed by Customer to Customer supplied furniture (e.g. desk). Customer is responsible for running grounding wire from the Junction Block to the Customer supplied Demarcation Point. 6.5. Customer Backroom Equipment- Customer is responsible for supplying a tested Demarcation Point for any backroom rack equipment. Customer is responsible for running grounding wire from Avtec supplied equipment (Outposts, telephone interfaces, Aux I/O) to the Customer provided ground located on the Frame Rail of the backroom equipment cabinet. Customer is responsible for running grounding wire from the Frame Rail ground location to the Customer supplied Demarcation Point.
CUSTOMER	6.6. Avtec Backroom Equipment- For backroom rack equipment supplied by Avtec, Avtec will identify the preferred grounding point (e.g. the Frame Rail) on the supplied rack equipment to the Customer prior to the scheduled date of installation. Avtec is responsible for the grounding connection between the Customer supplied Demarcation Point and the grounding point on the rack equipment. Avtec is responsible for running grounding wire from Avtec supplied equipment (Outpost, Telephony Gateways, Aux I/O) to the preferred grounding point on the rack equipment.
CUSTOMER	6.7. Electrical Power – Provide adequate electrical power at each equipment location. Scout hardware components supplied by Avtec run on 110/220VAC, 50-60Hz (unless local 12VDC supplied by Customer to power Outposts).
CUSTOMER	6.8. Networking – provide all required network interfaces including Ethernet and Telephony circuits. Configure networking to supply IP transport per Scout requirements. Any network modifications necessary to meet Scout requirements are solely the responsibility of Customer. Customer is solely responsible for management and integration of its networks.
CUSTOMER	6.9. Network Security- Customer is solely responsible for the security of its Network Infrastructure. Customer is responsible for installing and configuring network protection as appropriate for its networks on consoles and servers deployed during integration process.
CUSTOMER	6.10. Install and configure malware protection as appropriate for its networks on consoles and servers deployed during integration process.
CUSTOMER	6.11. Site Access – provide access to all locations as required for AVTEC site surveys.
CUSTOMER	6.12. Radio Programming - provide radios programmed to support requested features or functionality (e.g. ANI information, Emergency, etc.) of Scout consoles.
	7. Provide Customer Furnished Equipment
CUSTOMER	7.1. Design, furnish and install all required networking infrastructure to support Scout system applications, per Scout requirements to include all cable, routers, switches and engineering services.
CUSTOMER	7.2. Furnish any computers, equipment and/or accessories not provided by Avtec.
	8. Installation Support
CUSTOMER	8.1. Inspection and Inventory of delivered Avtec equipment and notification to Avtec of any shipping damage within ten (10) business days from date of delivery.
CUSTOMER	8.2. Disposal of Packing Materials.
CUSTOMER	8.3. Provide site access, and/or escorts to the equipment rooms and cabling installation areas as required.
CUSTOMER	8.4. Assist Avtec with any access credentials required by third parties, such as Personnel Badges, TSA or Airport clearances.
CUSTOMER	8.5. If required, provide a secure room at the installation site with a dial out phone during the implementation phase of the project. (This room will be used by Avtec personnel for its operations; for temporary storing Scout system components and securing test equipment and tools.)
CUSTOMER	8.6. Provide demarcation of telephony and radio interfaces within 10' of Avtec equipment.

Initials _____/_____

CUSTOMER	8.7. Schedule Installation and Cutover Planning with Operations Personnel.
	9. Perform Training
N/A	9.1. Administrative/Maintenance Training
AVTEC	9.2. Operator Training (On-Site) scheduled after installation.
CUSTOMER	9.3. Provide adequate facilities for on-site Operator Training.
CUSTOMER	9.4. Schedule Personnel for Uninterrupted Training Sessions.
CUSTOMER	9.5. Provide classroom projector compatible with a laptop and screen.
AVTEC	9.6. Custom Operator Manual.
	10. Cutover Assistance and Acceptance
JOINT	10.1. Schedule Cutover.
JOINT	10.2. Sign Acceptance Documents.
CUSTOMER	10.3. Disposal of existing equipment.
	11. Test Activities
AVTEC	11.1. Test console and gateway configurations for basic operation.
AVTEC	11.2. Perform agreed upon Acceptance tests.
AVTEC	11.3. System Integration Test Plan and Execution. Integration testing includes ALL console positions, VPGates, and any additional interface equipment provided by Avtec. Any additional requested testing outside scope of installed equipment will be quoted at Avtec's prevailing rates.

Customer Requirements

- Customer will determine what and how many critical spare parts, as recommended by Avtec, will be procured and maintained.

Avtec Responsibilities

- Avtec will provide telephone Technical Support for Customer and/or local certified service provider, provided Customer has an active Support contract, during Avtec's normal operating hours (defined below).
- Avtec will provide telephone Technical Support for Customer and/or local certified service provider for Critical Priority issues (defined below), provided Customer has an active Support contract, at any time.
- Avtec will provide part replacement service (Return Material Authorization ("RMA") Support) for Customer and/or local certified service provider, during Avtec's normal operating hours (defined below).
- 90% of the calls to the Help Desk will be answered within 60 seconds during Avtec business hours.
- 90% of calls to the Help Desk will be answered within 180 seconds after hours and weekends.
- Each Support Call will be logged and assigned a priority status, Critical, Urgent, or Normal. The following table describes responses based on the assigned priority level:

Priority	CRITICAL
Definition	Customer's system is substantially degraded and normal operations are not possible.
Response Time	30 Minutes
Resolution Commitment	Issue are worked continuously until resolution
Escalation Process	If Customer Support Team is unable to resolve an issue within one hour, it is escalated to the appropriate member of the engineering team. Escalation to Management Team in two hours if issue is still unresolved. A determination of additional resources is made at that time. Update to Customer is made every two hours until resolution.
Call Closure Requirement	Call is closed when system is running without impact for 48 hours and Customer is satisfied with resolution.
Priority	URGENT
Definition	Limited impact, able to work but with limitations;
Response Time	60 Minutes
Resolution Commitment	Issue is worked on a priority basis
Escalation Process	If Customer Support Team is unable to resolve an issue within one business day, it is escalated to the appropriate member of the engineering team. Escalation to Management Team in three business days if issue is still unresolved. A determination of additional resources and time frame of resolution is made at that time.

Initials _____/_____

	Update to Customer is made as new information is made available until resolution.
Call Closure Requirement	Call is closed when system is running without impact for 48 hours and Customer is satisfied with resolution.
Priority	NORMAL
Definition	No impact to business, questions or informational
Response Time	One Business Day
Resolution Commitment	Issue is queued for resolution based on workload and other priority cases.
Escalation Process	If Customer Support Team is unable to resolve an issue within five business days, it is escalated to the appropriate member of the engineering team. Escalation to Management Team in 10 business days if issue is still unresolved. A determination of additional resources and time frame of resolution is made at that time.
Call Closure Requirement	Call is closed when Customer accepts resolution.

RMA Support:

- RMA repair request is made by Customer and RMA is processed within 4 hours of submission of the completed form.
- RMA advance replacement request is made by Customer, and RMA is processed within 2 hours of submission of the completed form.

Contacts & Operating Hours

Contact Phone Numbers & Email:

- 803.358.3600 ext. 201
- 800.543.3034
- CustomerSupport@avtecinc.com
- RMARequest@avtecinc.com

Location of Service Delivery:

- 100 Innovation Place
- Lexington, SC 29072 USA

Hours of Operation:

- Business hours support: Monday – Friday 8:00 AM– 7:00 PM EST
- After hours support: Monday – Friday 7:00 PM – 7:59 AM EST, 24-hour coverage Saturday, Sunday and Holidays

AVTEC Holiday List:

- New Year's Day
- Martin Luther King Day
- Memorial Day
- July 4th
- Labor Day
- Thanksgiving Day
- Day after Thanksgiving Day
- Christmas Eve
- Christmas Day

Escalation Contact:

Customer Support Manager:

- Abe Gibson
- agibson@avtecinc.com
- 803.358.3412

Initials _____ / _____

EXHIBIT B

Change Order

THIS CHANGE ORDER # _____, dated as of _____, 20__ (the "Change Order Effective Date") amends the Statement of Work (the "SOW") with the Effective Date of _____ by and between Avtec, LLC. ("Avtec") and _____ ("Customer"), and is entered and governed by the Customer Agreement by and between Avtec and Customer dated as of _____. Terms outlined in this Change Order shall take precedence over any conflicting terms outlined in the SOW referenced above.

Change Requested By (Name/ Title/ Company): _____

Change Description

(Insert a detailed description of the change. Describe the specific area of the SOW or the Work Order being modified.)

Change Justification

(Insert a detailed description of why the change is required. Indicate benefits gained or risk mitigated by making the change.)

Change Impact

(In the table below, indicate what area(s) are impacted by the proposed change. Provide a detailed description of the impact.)

Area of Impact	Yes/No	Detailed Description of Impact
Scope		
Risk		
Schedule		
Resources		
Financial Impact*		
Other		

If there is a financial impact, please provide additional information below:

Additional Cost: _____

Funding Provision: _____

Party Responsible for Cost (CUSTOMER / AVTEC): _____

IN WITNESS WHEREOF, a duly authorized representative of each party has executed this Change Order as of the Change Order Effective Date.

Pryor Creek, OK PD

Avtec, LLC.

Full name

Full name

Title

Title

Signature

Signature

Date

Date

EXHIBIT C

Certificate of System Acceptance

Pursuant to the Master Agreement entered into by Avtec, LLC. ("Avtec") and _____ ("Customer") with an Effective Date of [] (the "Agreement"), all Products and Services described in the SOW with an Effective Date of [] (the "SOW") have been inspected and have successfully passed the Acceptance Test as described in Section 8 of the SOW. Execution of this document confirms and certifies Customer's final acceptance of the applicable Products and Services delivered under the SOW, effective as of the date of the last signature.

Pryor Creek, OK PD

Avtec, LLC.

Full name

Full name

Title

Title

Signature

Signature

Date

Date

EXHIBIT D

END USER LICENSE, LIMITED WARRANTY AND LIMITATION OF LIABILITY AGREEMENT

IMPORTANT: PLEASE READ THIS END USER LICENSE, LIMITED WARRANTY AND LIMITATION OF LIABILITY AGREEMENT (THE "AGREEMENT") CAREFULLY. THIS AGREEMENT SETS FORTH THE TERMS AND CONDITIONS GOVERNING ALL TRANSACTIONS BETWEEN AVTEC AND YOU WITH RESPECT TO ANY AVTEC PRODUCT OR SERVICES AND IS LEGALLY BINDING ON BOTH PARTIES. WITH THE EXCEPTION OF A STATEMENT OF WORK (SOW) AUTHORIZED OR SIGNED BY BOTH PARTIES, ANY AND ALL ADDITIONAL OR DIFFERENT TERMS AND CONDITIONS CONTAINED IN YOUR COMMERCIAL DOCUMENTS, INCLUDING PURCHASE ORDERS, ARE HEREBY REJECTED AND SHALL NOT BECOME PART OF THE AGREEMENT.

WHETHER YOU ARE ACTING FOR YOURSELF INDIVIDUALLY OR AS A REPRESENTATIVE OF AN ENTITY, YOU ARE REFERRED TO IN THIS AGREEMENT AS "YOU" or "CUSTOMER". YOU MAY BE READING THIS AGREEMENT ONLINE, OR AS AN ELECTRONIC DOCUMENT INCLUDED WITH AN AVTEC, LLC. ("AVTEC") SOFTWARE PRODUCT, OR AS A PHYSICAL DOCUMENT PACKAGED WITH AN AVTEC HARDWARE OR SOFTWARE PRODUCT (SUCH SOFTWARE, IN EACH CASE, IS HEREINAFTER REFERRED TO IN THIS AGREEMENT AS THE "SOFTWARE", AND "PRODUCT" SHALL REFER TO ANY HARDWARE OR SOFTWARE FURNISHED BY AVTEC). THE TERM "SOFTWARE" SHALL INCLUDE COMPUTER PROGRAMS OFFERED AS STAND ALONE PRODUCTS AS WELL AS FIRMWARE OR OTHER SOFTWARE EMBEDDED IN AVTEC HARDWARE PRODUCTS. THE TERM "SOFTWARE" SHALL ALSO INCLUDE ANY USER DOCUMENTATION THAT IS PART OF OR SUPPLIED WITH THE SOFTWARE OR OTHERWISE MADE AVAILABLE BY AVTEC TO AUTHORIZED END USERS OF THE SOFTWARE. YOU ARE ENTITLED TO THE BENEFITS OF THIS AGREEMENT ONLY IF YOU ARE THE ORIGINAL AND REGISTERED PURCHASER OF THE APPLICABLE AVTEC PRODUCT, AND YOU PURCHASED THAT PRODUCT DIRECTLY FROM AVTEC, AN AUTHORIZED AVTEC DEALER OR SYSTEMS INTEGRATOR, OR OTHER AVTEC-APPROVED SOURCE ("APPROVED SOURCE"). IF YOU DO NOT SATISFY THE FOREGOING CONDITIONS YOU ARE NOT LICENSED TO USE OR KEEP A COPY OF THE SOFTWARE NOR ENTITLED TO THE BENEFITS OF AVTEC'S LIMITED WARRANTY SET FORTH BELOW.

ASSUMING YOU SATISFY THE FOREGOING CONDITIONS, YOU ACCEPT AND AGREE TO THIS AGREEMENT IF YOU EITHER: (1) ACCEPT THIS AGREEMENT WITH A MOUSE-CLICK OR SIMILAR ACTION PRIOR TO DOWNLOADING THE SOFTWARE OR INSTALLING THE SOFTWARE ON A COMPUTER; (2) ACQUIRED THE SOFTWARE STORED ON ELECTRONIC STORAGE MEDIA SUCH AS CD-ROM OR DVD AND YOU BREAK THE SEAL ON THE PACKAGE CONTAINING THE ELECTRONIC STORAGE MEDIA; (3) YOU INSTALL OR USE THE SOFTWARE ON A COMPUTER, OR (4) YOU USE THE HARDWARE PRODUCT ON WHICH THE SOFTWARE CAME INSTALLED.

YOU AGREE NOT TO INSTALL AND/OR USE THE SOFTWARE ON ANDROID, IOS, OR MOBILE BROADBAND DEVICES, SUCH AS SMARTPHONES OR TABLETS, THAT COMMUNICATE OVER CELLULAR OR LTE NETWORKS FOR PURPOSES OF PERFORMING PUSH TO TALK FUNCTIONALITY ON MOTOTRBO NETWORKS, UNLESS THE SOFTWARE IS SUBLICENSED FROM MOTOROLA SOLUTIONS OR THEIR AUTHORIZED DEALERS.

IN SOME CASES, THE SOFTWARE MAY BE PURCHASED AS PART OF A LARGER SYSTEM TO WHICH A SEPARATE SOFTWARE LICENSE APPLIES. IN SUCH CASE, THE TWO LICENSES SHALL BE CONSTRUED AS COMPLEMENTARY SUCH THAT AVTEC ENJOYS THE MAXIMUM RIGHTS AND BENEFITS OF BOTH, AND IF THERE IS ANY CONFLICT BETWEEN THE TWO LICENSES SUCH CONFLICT SHALL BE RESOLVED BY GIVING EFFECT TO THE PROVISION IN EITHER LICENSE THAT IS MOST FAVORABLE TO AVTEC (AS DETERMINED BY AVTEC IN ITS SOLE DISCRETION). BY DOWNLOADING, INSTALLING, OR USING THE SOFTWARE, YOU REPRESENT THAT YOU PURCHASED THE SOFTWARE FROM AN APPROVED SOURCE AND AGREE TO BE BOUND BY THIS AGREEMENT. IF YOU DO NOT AGREE TO ALL OF THE TERMS OF THIS AGREEMENT, AVTEC IS UNWILLING TO LICENSE THE SOFTWARE TO YOU AND YOU MAY NOT DOWNLOAD, INSTALL OR USE THE SOFTWARE. IF YOU PURCHASED A PHYSICAL COPY OF THE SOFTWARE ON ELECTRONIC MEDIA SUCH AS A CD-ROM OR DVD, YOU MAY RETURN THE SOFTWARE FOR A FULL REFUND IF, AND ONLY IF, THE SEAL ON THE PACKAGE CONTAINING THE ELECTRONIC MEDIA ON WHICH THE SOFTWARE IS STORED IS INTACT AND HAS NOT BEEN TAMPERED WITH. IF THE SOFTWARE WAS SUPPLIED AS PART OF ANOTHER PRODUCT YOU PURCHASED FROM AN APPROVED SOURCE, YOU MAY RETURN THE ENTIRE PRODUCT FOR A FULL REFUND. YOUR RIGHT TO RETURN AND REFUND EXPIRES 30 DAYS AFTER THE DATE OF PURCHASE FROM AN APPROVED SOURCE, AND APPLIES ONLY IF YOU ARE THE ORIGINAL AND REGISTERED PURCHASER.

1. License Definitions.

"Computer" means a specific physical device or virtual machine that may consist of one or more CPUs.

"Hardware" means equipment, devices and apparatus of every nature and description, both electronic and mechanical, including without limitation equipment and components related to radio-telephone systems and other methods of electronic communication, and all manner of computer hardware such as computers, monitors, terminals, storage devices, network devices, connectivity devices, printers, etc.

"Pool License" means an authorized number of Floating Licenses that allows You to install and share a limited number of licenses on a larger number of Computers.

"Product" means any Hardware (and related parts and supplies), or Software furnished by Avtec to Customer.

"Service" means any service, assistance, or use of a resource provided by Avtec to Customer.

"Specifications" means the specifications for a Product or Service set forth in either (i) Avtec's most recent user documentation or other published specifications for such Product or Service; or (ii) a SOW.

"Virtual Machines" or "VM" means a software container that can run its own operating system and execute applications like a physical device.

2. License Grant. All Software is licensed, not sold. Subject to the terms of this Agreement, and provided You purchased this Software license from an Approved Source, Avtec grants to You a non-exclusive, non-transferable, and perpetual license to use the Software in object code format only for Your

Initials _____/_____

internal business purposes. In order to use the Software, You may be required to input a registration number or product authorization key and register Your copy of the Software online at Avtec's website to obtain the necessary license key or license file. You agree that Your license of the Software is neither contingent on the delivery of any future functionality or features nor, (except for Avtec's technical proposal), dependent on any oral or written public comments made by Avtec regarding future functionality or features.

3. License Types. The scope of Your license depends on the type of license you purchased from an Approved Source. The variety of license types are set forth below and You are solely responsible for installation and use restrictions of the license You purchased. For more information on the type of license you have purchased, please contact your Approved Source sales representative.

STANDARD LICENSE

If You purchased a Standard license, each license purchased entitles You to install and use the Software on one and only one Computer. It may only be installed on a different Computer if the original computer was destroyed or if the Software is deleted. If virtualization or other emulation technology is used on the licensed Computer, each license purchased entitles You to install and use the software within only one virtual (or otherwise emulated) hardware system.

POOL LICENSE

If You purchased a Pool License, the Software may (a) be installed, transferred to, transferred among, or shared on an unlimited number of Computers and (b) have multiple sessions used, but no more than the licensed number of simultaneous sessions of the Software at any one time.

4. License Restrictions. This is a license, not a transfer of title, to the Software and Avtec retains all ownership rights in and to all the Software and all copies thereof. You receive no rights to the Software other than those specifically granted herein. You acknowledge that the Software contains trade secrets of Avtec or its suppliers or licensors, including but not limited to the specific internal design and structure of the Software, including individual program routines and associated interface information. If the Software is included with and part of an Avtec hardware product, You shall only use the Software in connection with Your use of that hardware product.

You shall not: (i) transfer, assign or sublicense Your license rights to any other person or entity, including but not limited to parent companies, subsidiaries and affiliates, and any attempted transfer, assignment, or sublicense shall be null and void; (ii) make changes to or otherwise modify or adapt the Software or create derivative works based upon the Software, or permit any third party to do so; (iii) reverse engineer or decompile, decrypt, disassemble or otherwise reduce the Software to human-readable form; (iv) publish or distribute to any third party any results of benchmark tests run on the Software; (v) disclose, provide, distribute or otherwise make available trade secrets contained within the Software in any form to any third party, including but not limited to publicly displaying and/or performing the software, and You shall implement reasonable security measures to protect such trade secrets; (vi) duplicate or make copies of the Software other, except that You may make one (1) copy per Physical Business Location for backup purposes only; (vii) remove, alter, obscure, reduce in size or otherwise modify any copyright, trademark, or other proprietary notices appearing on or in the Software in any form or format (including without limitation screen displays); or take any action which jeopardizes Avtec's proprietary rights or acquire any right in the Software. For purposes of this paragraph, a "Physical Business Location" is a main office or branch office in which Your licensed Computer(s) is/(are) physically located.

In certain cases, Software provided to You may include functionality, capabilities or capacities exceeding those purchased by You and constituting separate Product(s) in their own right. This license does not extend to such separate Product(s) unless and until such time as You purchase such Product(s). You shall not access or use any such additional functionality, capabilities or capacities constituting separate Product(s) not covered by this license. Any unlicensed use of such additional functionality, capability or capacity shall (without limiting Avtec's other rights and remedies in respect of such unauthorized use) obligate You to pay to Avtec upon demand Avtec's then applicable list price for the corresponding Product(s).

This Agreement and the license granted herein shall remain effective until terminated. You may terminate this Agreement and the license at any time by destroying all copies of Software in Your possession. This Agreement and the license shall terminate immediately and without the requirement of any notice if You fail to comply with any provision of this Agreement. Upon termination, You shall destroy all copies of Software and Documentation in Your possession or control, including without limitation deleting the Software from all computers, hard drives or other electronic devices. All confidentiality obligations of You, restrictions and limitations on use of the Software, limitations of liability, and warranty limitations and disclaimers shall survive termination of this Agreement.

5. Services. Avtec may, in its sole discretion and at Customer's request, perform implementation, training, consulting or other Services for Customer from time to time. The nature and scope of such Services shall be set forth in reasonable detail in a SOW. Each and every SOW executed by the Parties shall be subject to the terms and conditions of this Agreement. In performing any Services, Avtec is acting as an independent contractor.

6. Taxes. All sales, use or other taxes or governmental fees or levies related to a transaction (other than taxes based upon Avtec's income) shall be the sole responsibility of Customer. Such taxes shall be remitted directly by Customer to taxing authorities.

7. Title and Risk of Loss. Title to Products sold to Customer and all risk of loss related to such Products passes to Customer upon the delivery of the Products to either a carrier or Customer, whichever comes first.

8. Shipping and Insurance. All shipping, insurance or other transportation charges related to a Product shall be the sole responsibility of Customer and are governed under Incoterms Ex Works (EXW).

9. Claims for Shortages, Damage in Transit, and Nonconformity. Customer is responsible for inspecting all shipments immediately upon delivery. Customer shall note any apparent shortages or damage in transit on the bill of lading and notify Avtec immediately about such shortages, damage or any apparent nonconformity with the Order. No claims shall be accepted more than ten (10) business days after receipt.

10. Right to Audit. Avtec may audit Your use of the Software on 15 days advanced written notice. You will cooperate with the audit, including by providing access to any books, computers, records or other information that relates or may relate to the use of the Software. Such audit will not reasonably interfere with Your business activities. If the audit reveals unauthorized use of the Software, You shall reimburse Avtec for the reasonable cost of the audit, in addition to such other rights and remedies as may be available to Avtec. Avtec shall not conduct an audit more than once per year.

Initials _____/_____

11. Export. The Software and its constituent technology, or direct products thereof, may be subject to export control laws and regulations of the United States or other countries. You shall comply with such laws and regulations governing export, re-export, import, transfer and use of the Software at Your own cost and expense.

12. Hardware Warranty. Avtec warrants that the Hardware sold to Customer by Approved Source shall be free of defects in material and workmanship under normal authorized use consistent with Avtec's written specifications. Customer may reject Hardware furnished hereunder failing to meet such standards, and require Avtec to correct or replace such defective Hardware, at no charge to Customer. In the event that Avtec receives notice during the warranty period that any Hardware does not conform to its warranty, Customer's sole and exclusive remedy, and Avtec sole and exclusive liability, shall be for Avtec, at its sole option, to either repair or replace the non-conforming Hardware in accordance with this limited warranty. Hardware replaced under the terms of any such warranty may be refurbished or new equipment substituted at the option of Avtec. Avtec will use commercially reasonable efforts to ship the replacement Hardware within twenty (20) business days after receipt of the product at a Avtec's facility. Actual delivery times may vary depending on the Customer location and Hardware type.

13. Software Warranty. Avtec warrants to Customer that the Software shall function in accordance with professional standards, shall be free from defects in material, workmanship, and title. The term "Defective" means a failure to operate substantially in accordance with Avtec's written specifications for such Software; provided, that (a) any such failure is reproducible by Avtec under Avtec's customary testing procedures; (b) the failure occurs when the Software is used in accordance with Avtec's published usage guidelines for such Software; and (c) such failure is reported to Avtec in writing within the applicable warranty period. Avtec does not warrant that the Software will perform without error or that it will run without immaterial interruption.

14. Limited Warranty as to Products. The warranty period applicable to a Product (Hardware or Software) installed by Customer is one year following the date on which the Product is shipped by Avtec to Customer. Unless otherwise stated in a SOW, the warranty period applicable to a Product installed by Avtec at Customer's site is one (1) year following the date on which installation commences. Customer agrees that time is of the essence with respect to this warranty period and Avtec shall have no obligation to accept returns for any reason following expiration of the warranty period.

15. Hardware Return Procedures. Any defective Hardware item can only be returned if it references a return material authorization ("RMA") number issued by authorized Avtec service personnel. Avtec's warranty return procedures are available online at www.avtecinc.com or by email request to rmarequest@avtecinc.com or regular mail request to: Avtec, LLC., Warranty Department, 100 Innovation Place, Lexington, South Carolina 29072. To request an RMA number, Customer must obtain from Avtec a return authorization number and properly pack and return the Hardware at Customer's expense, together with the authorization number and a detailed description of the problem, to Avtec's designated repair facility located within the United States. Avtec's repair facility will only assist Customers with online RMA processing pursuant to the terms of this warranty and will not provide any troubleshooting, configuration or installation assistance. Telephone calls to Avtec maintenance and support service teams will not be accepted unless Hardware is under warranty or Customer has purchased a valid Avtec maintenance service contract that is in effect as of the time of the call. The Hardware must be returned in its original or equivalent packaging, and all shipping charges, risk of loss or damage during the return shipment, and the cost of insurance, is Customer's sole responsibility. The RMA number must be included on the outside carton label of the returned item. Avtec shall repair or replace the Hardware and return it at Avtec's expense to Customer's point of shipment. Customer has the risk of loss and damage to any Hardware returned to Avtec for repair or replacement until receipt by Avtec of such Hardware. Avtec shall assume the risk of loss and damage to any Hardware returned to Avtec for repair or replacement from receipt until delivery to Customer's point of shipment, excluding Puerto Rico and U.S. possessions and territories, (at Avtec's expense). If Avtec determines, in its reasonable discretion, that the allegedly defective item is not covered by the terms of the warranty provided hereunder or that a warranty claim is made **after the warranty period, the cost of repair by Avtec, including all shipping expenses**, shall be paid by Customer. **AVTEC SHALL HAVE NO LIABILITY WITH RESPECT TO DATA CONTAINED IN ANY HARDWARE RETURNED TO AVTEC.** For any Hardware or parts thereof repaired or replaced under this Section 15, the warranty period applicable to the Hardware will continue for the longer of (c) the remainder of the original warranty period or (d) 90 days after the repaired or replaced Hardware is returned to Customer.

16. Exclusions. The foregoing warranty and remedies are for Customer's exclusive benefit and are nontransferable. Any and all warranties shall be deemed void and no warranty will apply if the Hardware or Software: (i) has been altered except by Avtec; (ii) has not been installed, operated, repaired, or maintained in accordance with instructions supplied by Avtec in the enclosed Documentation; or (iii) has been subjected to unreasonable physical, thermal or electrical stress, misuse, negligence, or accident. In addition, Hardware or Software is not designed or intended for use in (i) the design, construction, operation or maintenance of any nuclear facility, (ii) navigating or operating aircraft; or (iii) operating life-support or life-critical medical equipment, and Avtec disclaims any express or implied warranty of fitness for such uses. Customer is solely responsible for backing up its programs and data to protect against loss or corruption. Avtec warranty obligations do not include installation support.

EXCEPT FOR THE EXPRESS WARRANTIES SPECIFIED IN THIS SECTION, AVTEC MAKES NO WARRANTIES, EITHER EXPRESS OR IMPLIED, INCLUDING WITHOUT LIMITATION ANY IMPLIED WARRANTIES OF MERCHANTABILITY OR FITNESS FOR A PARTICULAR PURPOSE, OF ABSENCE OF HIDDEN DEFECTS AND ANY WARRANTY THAT MAY ARISE BY REASON OF USAGE OR TRADE OR COURSE OF DEALING.

17. Intellectual Property. Avtec warrants that it is the owner of Software and of each and every component thereof, or the recipient of a valid license thereto, and that it has and will maintain the full power and authority to grant the intellectual property and other rights granted in this Agreement without the further consent of any third party. If the Software becomes, or in Customer's reasonable opinion is likely to become, the subject of any claim, suit, or proceeding arising from or alleging infringement of any intellectual property right, or in the event of any adjudication that the Software infringes any such right, Avtec, at its own expense, will promptly take the following actions: (i) secure for Customer the right to continue using the Software; or (ii) replace or modify the Software to make it non-infringing, provided such modification or replacement will not materially degrade any functionality relied upon by Customer. The remedies set forth in this Section 17 are not exclusive of any others Customer may have.

18. Limitation of Remedies. Except for Avtec's indemnity obligations and notwithstanding any other provisions of any agreement between Avtec and Customer, Customer's exclusive remedy in respect of or related (directly or indirectly) in any way to any defective Product or Service (including without limitation the design, use, suitability, performance, features, characteristics or other aspects thereof, whether or not covered by any warranty) shall be for Avtec, at Avtec's option, to either: (i) repair or correct the defect within a reasonable time; (ii) replace the Product in question with an identical but non-defective product; (iii) replace the Product in question with a different Product whose functionality is substantially the same as the Product being replaced; (iv) re-perform the Service, or (v) refund to Customer all charges in respect of the Product or Service previously paid by Customer to Avtec; provided, however, if the Service in question is a Service rendered over an extended term, such refund shall not exceed such charges as were incurred during the 180 day period prior to the termination of the agreement providing for the Services.

Initials _____/_____

19. Limitation of Liability. EXCEPT AS PROVIDED HEREIN, AVTEC'S TOTAL AGGREGATE LIABILITY FOR ANY CLAIM ARISING OUT OF THIS AGREEMENT, WHETHER BASED ON BREACH OF CONTRACT, TORT, STATUTORY WARRANTY, INFRINGEMENT OR OTHERWISE, WILL BE LIMITED TO ACTUAL, PROVABLE DAMAGES NOT TO EXCEED ONE HUNDRED PERCENT (100%) OF THE SUMS PAID BY CUSTOMER TO AVTEC FOR HARDWARE SOFTWARE AND SERVICES PROVIDED TO CUSTOMER IN THE PERIOD OF TWELVE (12) MONTHS PRECEDING THE CLAIM.

IN NO EVENT SHALL EITHER PARTY HAVE ANY LIABILITY FOR ANY LOST PROFITS, OR LOSS OF DATA, COST OF PROCUREMENT OF SUBSTITUTE GOODS OR SERVICES, OR FOR ANY SPECIAL, INDIRECT, INCIDENTAL, OR CONSEQUENTIAL DAMAGES ARISING OUT OF THIS AGREEMENT, UNDER ANY THEORY OF LIABILITY, INCLUDING, WITHOUT LIMITATION, THOSE RESULTING FROM THE USE OF SYSTEM(S) PURCHASED HEREUNDER, OR THE FAILURE OF THE SYSTEM(S) TO PERFORM, OR FOR ANY OTHER REASON. THESE LIMITATIONS SHALL APPLY NOTWITHSTANDING THE FAILURE OF THE ESSENTIAL PURPOSE OF ANY LIMITED REMEDY.

20. Governing Law. This Agreement shall be governed by and construed in accordance with the laws of the State of Oklahoma without regard to conflicts or choice of law provisions.

21. Entire Agreement. This Agreement, any sales quotes, amendments, orders and SOWs made hereunder, constitutes the entire agreement between the Parties with respect to the subject matter hereof. In addition, this Agreement supersedes and replaces any and all prior agreements or arrangements between the Parties, whether oral or written.

Muskogee Communications, Inc.

1651 N. York
P.O. Box 1613
Muskogee, OK 74402

Estimate

DATE	ESTIMATE NO.
12/7/2021	2043

NAME / ADDRESS
Pryor Police Department Attn: Accounts Payable 214 S. Mill Pryor OK 74361

DESCRIPTION	QTY	COST	TOTAL
ANTENNA EQUIPMENT			
DB224 DIPOLE ANTENNA 150-160MHZ	3	858.00	2,574.00
ANT850F2 ANTENNA 806-896MHZ	3	760.00	2,280.00
CONTROL STATION COMBINER	1	18,250.00	18,250.00
GPS ANTENNA	1	300.00	300.00
DB5001 OFFSET BRACKET	6	205.00	1,230.00
DB365 ANTENNA CLAMPS	2	65.00	130.00
AVA5-50 7/8" HELIAX	220	7.00	1,540.00
78EZNF 7/8" N FEMALE CONN	6	42.00	252.00
7/8" HOIST GRIP	3	25.00	75.00
7/8" GROUND KIT	6	25.00	150.00
LDF4-50 1/2" HELIAX	340	3.00	1,020.00
1/2" HOIST GRIP	5	25.00	125.00
1/2" GROUND KITS	15	25.00	375.00
L4TNM-PSA 1/2" N MALE CONN	3	25.00	75.00
L4TNF-PSA 1/2" N FEMALE CONN	11	25.00	275.00
DGXZ-06NFNF-A POLYFASER 800-2500MHZ	1	136.00	136.00
IS-B5OHN-C2-MA POLYFASER 125-1000MHZ	6	81.00	486.00
FSJ4-50 1/2" HELIAX	425	4.50	1,912.50
F4NMV2-HC 1/2" N MALE CONN	10	28.00	280.00
AVA5-50 7/8" HELIAX	150	7.00	1,050.00
78EZNM 7/8" N MALE CONN	4	36.00	144.00
RF JUMPER	3	50.00	150.00
FSJ1-50 1/4" HELIAX	100	2.00	200.00
F1PNM-HF 1/4" N MALE CONN	10	32.00	320.00
204376-4 4 HOLE ENTRY PORT	1	125.00	125.00
2 HOLE 7/8" BOOT ASSEMBLY	1	45.00	45.00
4 HOLE 1/2" BOOT ASSEMBLY	2	45.00	90.00
WEATHER PROOFING	7	20.00	140.00
RADIO TECHS	1	7,000.00	7,000.00
TOWER CREW	1	15,960.00	15,960.00
GROUNDING SYSTEM			
TINNED GROUND BAR 20"	2	280.00	560.00
		TOTAL	

Muskogee Communications, Inc.

1651 N. York
P.O. Box 1613
Muskogee, OK 74402

Estimate

DATE	ESTIMATE NO.
12/7/2021	2043

NAME / ADDRESS
Pryor Police Department Attn: Accounts Payable 214 S. Mill Pryor OK 74361

DESCRIPTION	QTY	COST	TOTAL
2/O BARE COPPER	175	5.00	875.00
GROUND RODS	11	24.00	264.00
CADWELD MOLD	1	120.00	120.00
CADWELD MOLD	1	120.00	120.00
115 CADWELD SHOTS	2	93.00	186.00
#2 TINNED COPPER	120	3.00	360.00
IGNITER	2	9.50	19.00
90 CADWELD SHOTS	2	77.00	154.00
65 CADWELD SHOTS	1	111.00	111.00
45 CADWELD SHOTS	1	89.00	89.00
GAW910 INSPECTION WELL	1	95.00	95.00
GROUND BAR 20"	2	185.00	370.00
2/O GREEN INSULATED COPPER	250	7.50	1,875.00
#2 GREEN INSULATED COPPER	200	4.70	940.00
#6 GREEN INSULATED COPPER	200	2.10	420.00
GROUND BAR 12"	2	123.00	246.00
VERTICAL GROUND BAR	4	130.00	520.00
#2 GROUND LUGS 3/8" 2 HOLE	20	4.24	84.80
#6 GROUND LUGS 3/8" 2 HOLE 50PKG	1	173.00	173.00
#6 GROUND LUGS 1/4" 50PKG	3	100.00	300.00
STAINLESS SLEEL HARDWARE	1	300.00	300.00
ORANGE C-TAPS	30	8.50	255.00
PINK C-TAPS	30	6.00	180.00
PLASTIC STANDOFFS 100PKG	1	125.00	125.00
1101-808-1 TYPE 2 TVSS	1	2,350.00	2,350.00
1101-356-1 8 CIRCUIT RACKMOUNT TVSS	4	995.00	3,980.00
RMP615A RACKMOUNT 6 OUTLET TVSS	8	275.00	2,200.00
TRN7343 STEEL RACKS	4	700.00	2,800.00
RACK SHELVES	4	126.00	504.00
0784469Y02 CABLE MANAGEMENT BRACKET	16	109.00	1,744.00
CABLE TRAY SYSTEM	1	1,500.00	1,500.00
GROUNDING, RACKS, CABLE TRAY INSTALLATION	1	22,344.00	22,344.00
RADIO EQUIPMENT			
AAR10JCGANQ1AN SLR5700 REPEATER	1	2,852.00	2,852.00
		TOTAL	

Muskogee Communications, Inc.

1651 N. York
P.O. Box 1613
Muskogee, OK 74402

Estimate

DATE	ESTIMATE NO.
12/7/2021	2043

NAME / ADDRESS
Pryor Police Department Attn: Accounts Payable 214 S. Mill Pryor OK 74361

DESCRIPTION	QTY	COST	TOTAL
HFD8461 PRESELECTER	1	336.00	336.00
PMLE8461 PRESELECTER RACK	1	185.00	185.00
TPRD1554 DUPLEXER	1	1,900.00	1,900.00
RF CABLES	3	75.00	225.00
TTP(N)-C TONE REMOTE ADAPTER	3	467.00	1,401.00
AAM28JQN9WA1AN XPR5550E MOBILE	2	723.00	1,446.00
RMN5050 DESK MICROPHONE	1	120.00	120.00
RM5012M POWER SUPPLY RACK MOUNT	1	504.00	504.00
HOODED POWER SUPPLY	1	150.00	150.00
DATA CABLE AND SUPPLY	1	1,000.00	1,000.00
RADIO EQUIPMENT INSTALLATION	1	3,192.00	3,192.00
TOWER			
TOWER SECTIONS	3	1,200.00	3,600.00
REBAR	1	1,500.00	1,500.00
CEMENT	1	4,000.00	4,000.00
CIVIL CONSTRUCTION LABOR	1	10,000.00	10,000.00
BOOM TRUCK	1	1,500.00	1,500.00
TOWER CREW	1	4,000.00	4,000.00
		TOTAL	\$140,764.30

Muskogee Communications, Inc.

1651 N. York
P.O. Box 1613
Muskogee, OK 74402

Estimate

DATE	ESTIMATE NO.
12/13/2021	2626

NAME / ADDRESS
Pryor Fire Department Attn: Accounts Payable 833 S. Elliott Pryor OK 74361

DESCRIPTION	QTY	COST	TOTAL
AUDIO SYSTEM			
CEILING SPEAKERS	10	68.00	680.00
CEILING SUPPORT	10	19.00	190.00
HORN SPEAKERS	3	134.00	402.00
AUDIO AMP	1	931.00	931.00
MC1000 DESK SET	4	436.00	1,744.00
SPEAKER WIRE	1,000	0.50	500.00
DATA CABLE AND SUPPLY	1	500.00	500.00
RADIO SYSTEM			
AAM28JQN9WA1AN XPR5550E MOBILE	2	723.00	1,446.00
HOODED POWER SUPPLY	2	150.00	300.00
LDF4-50 1/2" HELIAX	150	3.00	450.00
1/2" N FEMALE CONN	4	25.00	100.00
1/2" HOIST GRIP	2	25.00	50.00
1/2" GROUND KIT	6	25.00	150.00
WEATHER PROOFING KIT	2	20.00	40.00
ANT150D ANTENNA 138-174MHZ	2	482.00	964.00
FSJ4-50 1/4" HELIAX	250	2.00	500.00
F4PNMV2-HC 1/4" N MALE CONN	6	28.00	168.00
RF JUMPER	3	50.00	150.00
IS-B50HN-C2-MA POLYFASER	2	81.00	162.00
INSTALLATIONS SERVICES	1	7,600.00	7,600.00
		TOTAL	\$17,027.00

video system for license plate recognition. This is paid for by the Attorney General's SAFE Oklahoma Grant, from Donation Police Attorney General Grant Account #96-965-5503.

- k. Discussion and possible action regarding an expenditure in the amount of \$15,450.00 to WatchGuard for the purchase of (2) Watchguard 4RE in-car cameras and Vista body camera packages which include warranties, licensing, networking option, and technical services. Watchguard is the current in-car and body camera system used by the Pryor Creek Police Department. This is paid for by the Attorney Generals' SAFE Oklahoma Grant, from Account #96-965-5503.

Motion was made by Smith, second by Chitwood to approve items a – k, less items a, h and i. Voting yes: Tramel, Thompson, Ketcher, Shropshire, Nance, Smith, Chitwood, Brakefield. Voting no: none.

a. Approve minutes of the December 15th, 2020 Council meeting with amendment.

Motion was made by Ketcher, second by Smith to approve minutes of the December 15th, 2020 Council meeting. Voting yes: Thompson, Ketcher, Shropshire, Smith, Chitwood, Brakefield, Tramel. Abstaining, counting as a no vote: Nance. Voting no: none.

h. Discussion and possible action regarding reappointing Mayor as representative to the Grand Gateway Board of Directors for 2021 or accepting nominations from Council.

Motion was made by Tramel, second by Chitwood to reappoint Mayor as representative to the Grand Gateway Board of Directors for 2021. Voting yes: Ketcher, Shropshire, Nance, Smith, Chitwood, Brakefield, Tramel, Thompson. Voting no: none.

i. Discussion and possible action to approve the Pryor Creek Police Department to move forward with the purchase of Motorola Spillman Flex records management system at a cost of \$218,913.00 and with recommended funding via a Lease Purchase Agreement with the Bank of Commerce at the interest rate of 1.99% for a term of 10 years. The annual expense of \$24,012.00 is to be funded from Police Equipment Capital Outlay Account #44-445-5424. Other bids received: RCB Bank at 2.67% and First Priority Bank at 3.17%. (Scrivener's error: cost should read \$217,643.00).

Motion was made by Shropshire, second by Ketcher to approve the Pryor Creek Police Department to move forward with the purchase of Motorola Spillman Flex records management system at a cost of \$217,643.00 and with recommended funding via a Lease Purchase Agreement with the Bank of Commerce at the interest rate of 1.99% for a term of 10 years. The annual expense of \$24,012.00 is to be funded from Police Equipment Capital Outlay Account #44-445-5424. Other bids received: RCB Bank at 2.67% and First Priority Bank at 3.17%.

Mr. Ritchie stated that two items need to be noted in the agreement:

1. Purchaser should be the bank, not the City.
2. When dealing with financing, interest to be paid needs to be determined taxable or non-taxable. The agreement is drafted as nontaxable since the City is nontaxable. The reason this is important is that in a calendar year, a municipality is only legally allowed to borrow up to \$10 million. We need to keep this in mind in case we consider borrowing more this calendar year that might exceed \$10 million.

Voting yes: Shropshire, Nance, Smith, Chitwood, Brakefield, Tramel, Thompson, Ketcher. Voting no: none.

7. COMMITTEE REPORTS:

a. Budget and Personnel (Brakefield)

Brakefield reported that the Budget and Personnel Committee will meet Tuesday, January 12th, 2021 at 5:30 p.m.

b. Ordinance and Insurance (Shropshire)

Shropshire reported that the next Ordinance and Insurance Committee meeting will be Monday, January 11th, 2021 at 5:30 p.m.

c. Street (Smith)

Smith had no report. Buddy thanked the Council for the approval of the new equipment via Smith.

8. UNFORESEEABLE BUSINESS.

(ANY MATTER NOT REASONABLY FORESEEN PRIOR TO POSTING OF AGENDA.)

Tramel reported that he received word that the Health Department is overwhelmed, so if anyone can assist they would be welcome. Chitwood reported that the Medical Reserve Corp has been activated if they can help in any way.

9. ADJOURN.